

CLIMATE GOALS

Winning the challenge of climate goals
through the creation of skills and
competences worldwide

**ADDENDUM 3:
FOCUS NETHERLANDS**

2026 Edition

INDEX

1	INTRODUCTION to CLIMATE GOALS research 2026	2
	» 1.1 Considerations on the global results	3
	» 1.2 Next steps	4
2	KEY FINDINGS FROM RESEARCH WITH FOCUS ON THE NETHERLANDS	5
	» 2.1 Overview	5
	» 2.2 Executive summary: focus on the Netherlands	10
	» 2.3 Results of the research	12
3	METHODOLOGICAL NOTE	64
	» 3.1 Questionnaire structure and flow	64
	» 3.2 Sample and methodology November 2025: target population	65
	» 3.3 Sample and methodology November 2025 – March 2026: target opinion leaders	65
	» 3.4 Sample and methodology 2023 – 2026	66
4	CLOSING REMARKS	68

1 INTRODUCTION to CLIMATE GOALS research 2026

By Ilaria Catastini, General Manager of Fondazione MAIRE - ETS

With the “Climate Goals” research, Fondazione MAIRE – ETS has been scouting, since 2023, at a worldwide level, public awareness and attitude towards the energy transition and people’s perception around the importance and urgency of training skills and competences for the energy transition.

2026 (the fourth) edition of the “Climate Goals” research conducted with IPSOS, has added three more countries – Germany, Poland and the Netherlands - to the previous twelve ones – Italy, UK, Turkey, Algeria, KSA, UAE, India, China, USA, Chile, Azerbaijan, Kazakhstan, Qatar and Argentina – improving the focus on Europe, that now has five countries under the lens, including Italy and UK, sounded in 2023.

You will find in the next chapter of this report the executive summary focusing on the Netherlands and the complete research comparing data across 17 countries that cover 4 continents. The study involved since the beginning more than 2,850 individuals, selected for their extensive knowledge in the field of environmental sustainability. This target was chosen for its advanced level of education and active engagement with environmental matters. The main goal in focusing on such individuals was to obtain responses that explore the finer details, going beyond the surface-level understandings that often come with complex issues. This approach was used to learn more about the details and different viewpoints that shape energy transition strategies.

1.1 Considerations on the global results

Looking at which of the 17 Country has major **awareness** on the energy transition processes and which has less, according to results of all our interviews, the “champion” is Germany, with 64% of the respondents being very familiar with this concept, followed by India, with 63%, and then by Italy (60%) and by UK and the Netherlands (both 59%) while the last ones are Poland, with only 39% of respondents resulting very familiar with the energy transition, Argentina, with 36% and, last, Kazakhstan, with 29%.

The climate agenda is competing with other topics and issues but the energy transition remains a priority for 70% of the respondents in India and Turkey, followed by 67% of Qatar and 65% of UAE. The three European Countries included in this edition of the survey have surprisingly set the energy transition among the lowest priorities; the lowest rate is in Poland, with only 20% of the sample giving it top priority (lower than Argentina and Kazakhstan) and 66% recognizing priority on par with other themes.

Algerians are the most convinced about the **opportunities** that the energy transition offers both for having a cleaner environment, better health and job opportunities. India and Saudi Arabia see a potential in energy transition to help increase women inclusion in the energy sector. China is the country that most recognizes the value of Energy Transition for the creation of new jobs and new occupation. Germany, The Netherlands and Poland see the creation of new jobs as the main benefit of the Energy Transition.

India, with 71% of respondents, and Saudi Arabia, with 62%, are the countries that better evaluate positively the **commitment of their Governments** in the Energy Transition as a priority. The lower evaluation comes from Kazakhstan with 15% and Argentina with 23%. Chinese respondents are the most convinced of their own country being ahead of other countries in the Energy Transition. India, Saudi Arabia, Qatar and the Emirates are the countries where Energy Transition seems to be at the same level of priority both for the respondents themselves and, in their perception, for the Governments, with levels varying between 60 and 70%. Germany and Poland are below the average rate among the 17 countries, while the Netherlands are slightly above it.

Raising public awareness about energy and environmental issues is a challenge mainly for Algeria and China. **Engaging private companies** in renewable energy adoption is a particular challenge for Chile. Ensuring the **active involvement of all stakeholders** in energy transition process is a challenge mainly for China. Development and **implementation of new infrastructures** is very much considered in the UAE and in the USA. **Training of professionals** in the energy transition process is a key goal in particular in Azerbaijan, while Qatar is the country that results more sensible to the risk of **Job losses** in traditional sectors that do not embrace

sustainable solutions for the environment and climate. Government development of **energy and environmental policies** is considered especially significant in Turkey, Algeria, the USA, and the UK. Germany pays attention at the energy transition for the creation of **new jobs** in the green sector, while the Netherlands look with interest at the creation of international **networking and cooperation**.

Saudi Arabia is the country where respondents consider more appropriate the **efforts of the Institutions** in comparison with those of the private companies. The country where both engagement of Institutions and of the private companies is valued as more appropriate is China, while the country where they are both valued as more inappropriate is Kazakhstan. In Germany and Poland private companies and politicians are considered the key players for the energy transition, while in the Netherlands the Government is considered the key player.

Kazakhstan has the highest share of respondents concerned that energy transition **costs** will exceed benefits, with 57% fearing this in the short term and 34% in the long term. Germany, Poland and the Netherlands come soon after Kazakhstan, with half of the sample in the Netherlands considering costs outweighing benefits over the short term. In Saudi Arabia, on the contrary and surprisingly, 50% of respondents believes that benefits of the energy transition will outweigh the costs in the short period while in the long period costs and benefits will balance out.

In China almost half of respondents give a high value to **sustainable innovation**, of production processes, products and services and 68% of them consider **technology** as a relevant area of the energy transition. In Italy the propensity is lower, as also the perception of relevance of education and culture among the energy transition areas. Germany recognizes the potential of research and investment in new technologies to boost energy transition, leveraging on the excellence of its energy and E&C industry and of its university paths on energy engineering and science and environmental science, while the Netherlands relies on industries to innovate processes and products and on its Energy and Green Chemistry sectors to improve the Energy Transition.

The **need for training** on the energy transition is diffused everywhere, with very high rates almost in all countries, as also high almost everywhere is the belief that it is important to develop educational programs. Anyway, the country where the preparation is considered sufficient is India, with 28% of respondents saying they do not need to improve it, while the country with the highest rate of people considering not prepared on the emerging transition is Poland, across the 17 countries. **Perception of urgency** of training is higher in Germany, China and Chile and lower in Italy, Poland and Kazakhstan.

The equal importance of **technical and soft skills**, in the energy transition sector is commonly recognized. In Germany, Azerbaijan and other countries there is a wide awareness of problem solving as most important soft skill, while critical thinking, creativity and innovation are among the most required soft skills in this sector. Understanding environmental issues and analyse and assess their environmental impact is a technical skill which is highly required in Azerbaijan, while knowledge of various renewable energy sources is mainly required in Germany, the Netherlands, as also in Algeria and knowledge of alternative renewable raw materials and recycled materials to substitute traditional materials is highly required in Algeria, Qatar, China and USA.

Availability of skilled professionals for the energy transition is considered inappropriate in Kazakhstan (82% of respondents) and mostly appropriate in China and India.

As a result of this analysis, data seem to confirm that the engine of the energy transition has moved from western countries to emerging countries. This may contribute to significant changes in geo-economy and geo-politics. Some countries might get from the energy transition more opportunities than others to compete. Some countries will invest more than others in new technologies and processes to abate emissions, in renewable or circular feedstocks, in low carbon products. Some countries will provide more training for skilling and reskilling of workforce in shorter terms and will be earlier enablers of a radical change of paradigm in terms of production and distribution models capable to mitigate climate change, and in terms of capability of public administration and civil society to develop adaptation models.

1.2 Next steps

Across countries, there is a strong, unified recognition of the need for both soft and hard skills to develop well-rounded professionals, which is essential for advancing the energy transition. Technical expertise in renewable energies and sustainable technologies is crucial for fostering innovation and implementation, while soft skills such as problem-solving, adaptability, and critical thinking are vital for navigating the dynamic challenges of energy transitions. Governments, Institutions, business and society should do more, invest more, for providing this kind of training. Fondazione MAIRE – ETS is strongly committed to this goal and is carrying on several training projects for developing soft skills together with technical competence for the energy transition, dedicating a special effort to fill the gap of educational poverty and gender disparity, to make the transition more inclusive and to offer equal opportunities to all.

Fondazione MAIRE – ETS will go on spreading these data and information all over the world, as a matter of discussion and debate, that on our view should bring more attention to the investment that needs to be done to grow skills and competences for the energy transition worldwide.

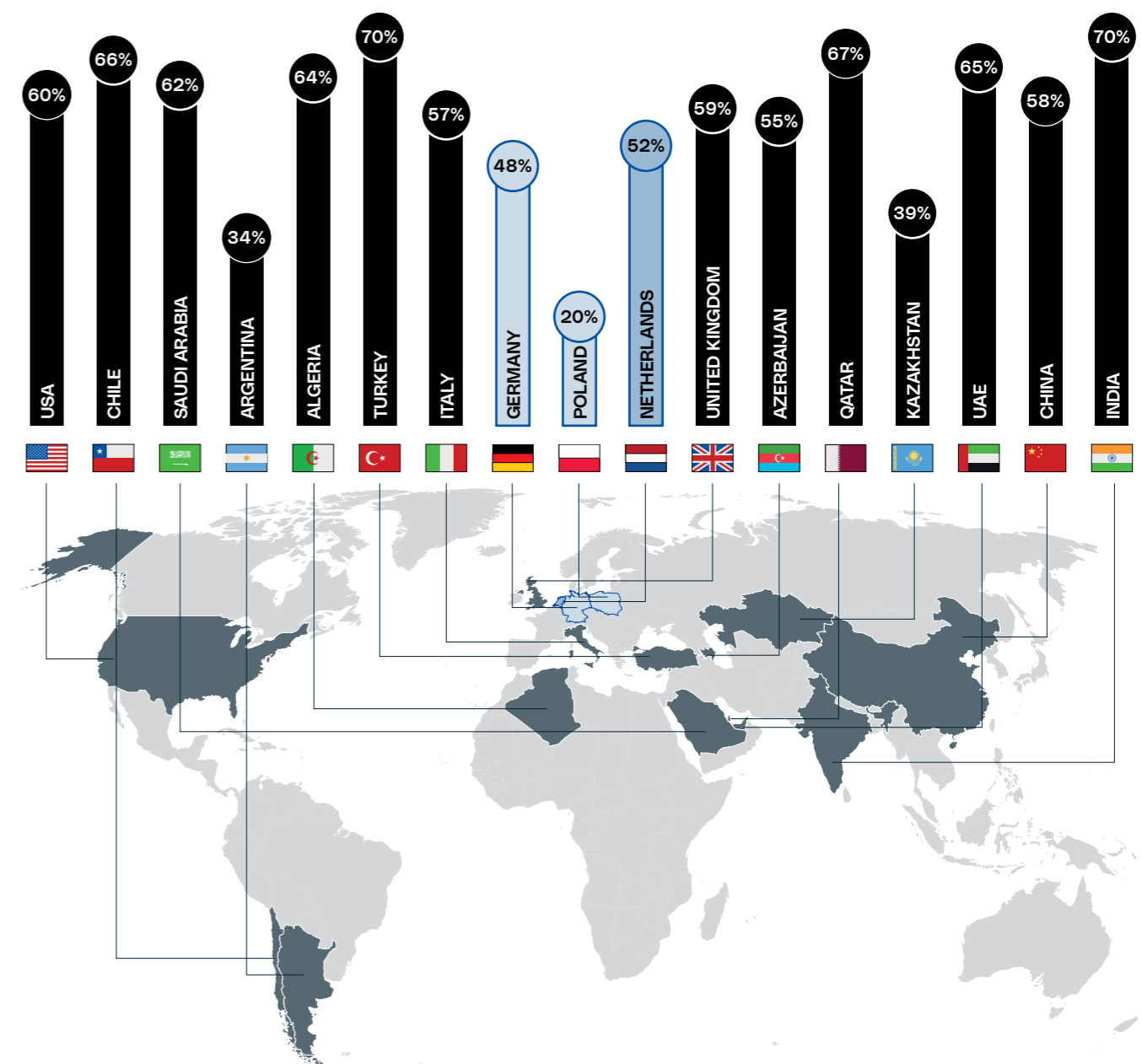
2 KEY FINDINGS FROM RESEARCH WITH FOCUS ON THE NETHERLANDS

2.1 Overview





How countries' respondents look at the energy transition as a priority

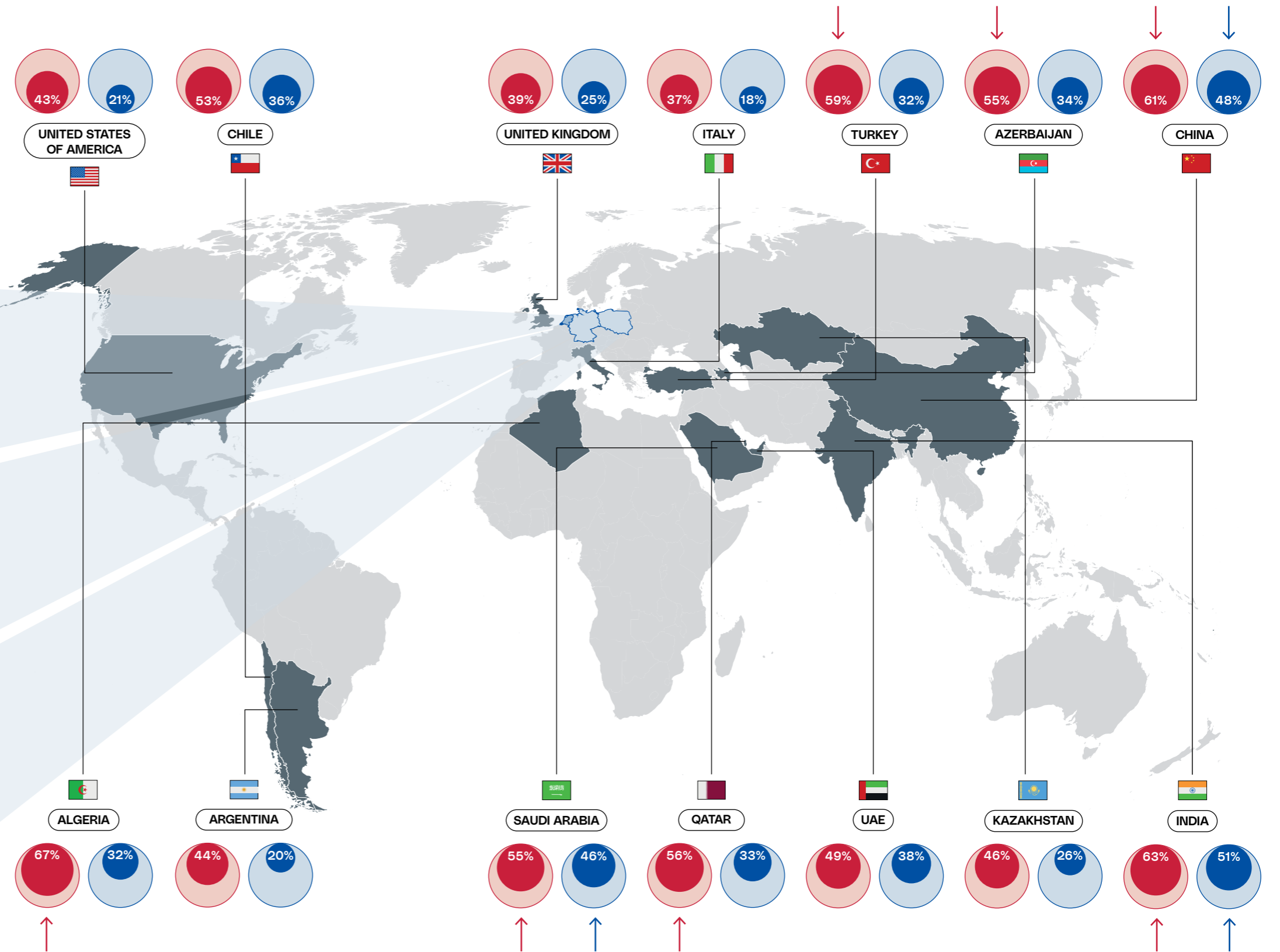
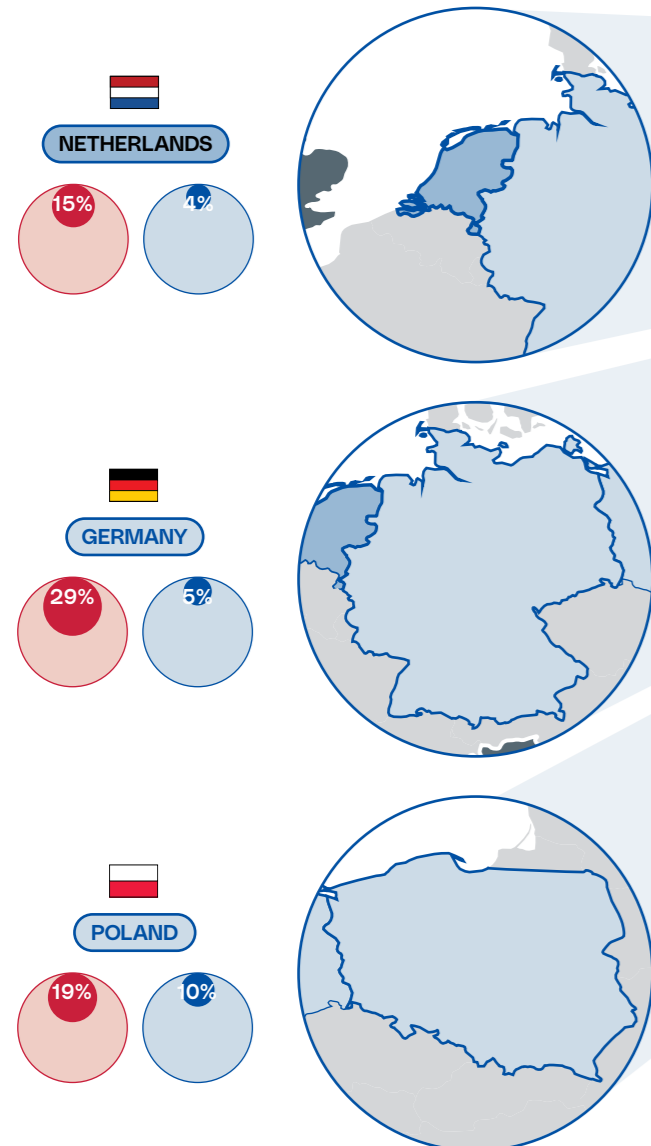
Q.2.2 In your opinion, how important is energy transition? % It is a priority
 ■ Countries covered ■ Countries surveyed in 2025 ■ Focus

Source: Ipsos Global Advisor





Perception of energy transition benefits across countries: awareness of occupational benefits and opportunity for the inclusion of women

 Awareness of occupational benefits of energy transition process
 Awareness of opportunity for the inclusion of women in the energy transition process
 Higher value of awareness of occupational benefits of energy transition process
 Higher value of awareness of opportunity for the inclusion of women in the energy transition process

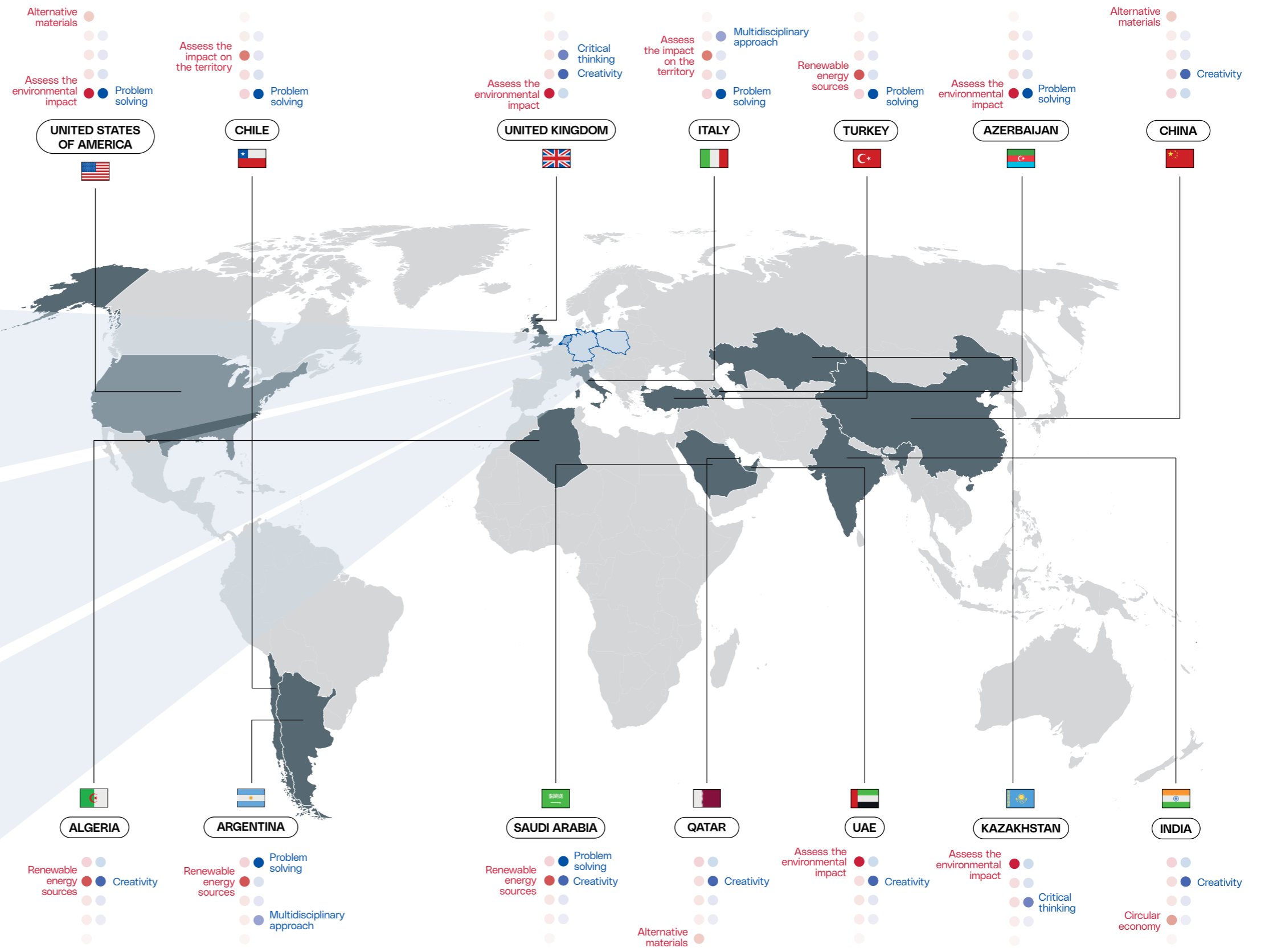
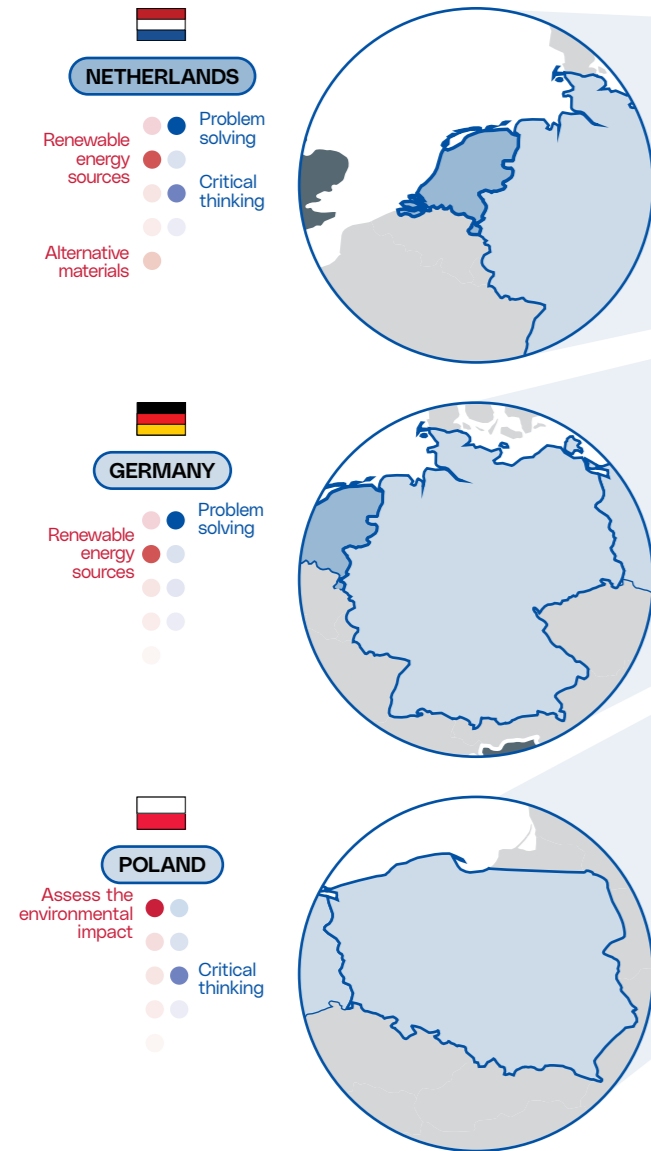


Q.3A How much do you agree or disagree with each of the following statements? Energy transition...

 Countries covered
 Countries surveyed in 2025
 Focus

Key skills and competences prioritized for energy transition

- Alternative materials
 - Circular economy
 - Assess the impact on the territory
 - Renewable energy sources
 - Assess the environmental impact
 - Multidisciplinary approach
 - Critical thinking
 - Creativity
 - Problem solving
- HARD SKILLS** **SOFT SKILLS**



Q9_1. What are the most important personal skills for those involved in energy transition?
 Q8_2. What are main technical knowledge requirements for those involved in energy transition?

■ Countries covered ■ Countries surveyed in 2025 ■ Focus

2.2 Executive summary: focus on the Netherlands

In the Netherlands, the energy transition has evolved beyond a simple engineering goal into a complex and systemic economic restructuring, demanding a sophisticated, corporate-led strategy anchored in financial innovation and circular models. This perspective positions the Netherlands as one of the most mature and committed markets in the 2025 European cohort, yet also one of the most demanding and critical. This national maturity is rooted in a near-universal awareness of the topic (98%), which is also remarkably deep, with a solid majority of the population (59%) feeling very familiar with its complexities [TAB1]. The Dutch are profoundly convinced of the environmental necessity of the shift, with 35% seeing it as vital for combating climate change and 30% for improving health benefits [TAB3]. Furthermore, they recognize the creation of new jobs in sustainable sectors as one of the key expected benefits (33%), viewing the transition as an engine for modernising the labour market [TAB7]. However, this optimism is balanced by a stark and sober realism about immediate hurdles. In fact, the Dutch are the most cautious among all Western economies regarding the short-term financial impact, with half the population believing that the costs will outweigh the benefits in the next 1-3 years, a clear signal that the transition is felt as a significant upfront investment [TAB13]. Their vision for navigating this challenge relies heavily on the private sector, with companies identified by a clear majority as the key players (57%) [TAB10], tasked with executing a uniquely Dutch industrial strategy that prioritises its strengths in Green Chemistry (43%) and production and innovation in the photovoltaic and wind sectors (42%) [TAB15.2]. The ideal professional to lead this charge is a "hybrid" thinker, a profile demanded by a staggering 75% of the population [TAB21], who must combine deep technical knowledge of renewable sources (47%) and, crucially, recycled materials (47%) [TAB23] with superior cognitive skills like critical thinking (57%) and problem-solving (56%) [TAB22].

Within the broader European landscape, the Netherlands solidifies its position as one of the committed leaders by setting the pace for public conviction while simultaneously embodying the continent's shift towards a more realistic and practical approach. Its population shows a level of personal commitment that is unmatched in the 2025 cohort, with 52% viewing the transition as a top priority, placing it ahead of the more cautious Germany (48%) and far beyond Poland (20%), which lags at the bottom of the European ranking. This high level of personal commitment brings the Netherlands close to the levels shown by other mature Western economies like the UK (59%) and Italy (57%) in the 2023 data [TAB2], and it is paired with a distinctly sober self-assessment of its global standing in the energy transition process. For instance, despite the Netherlands' high

ETI score, only a small minority (21%) believe their country is "ahead." Instead, the dominant feeling is one of being merely "on par" with other nations (57%), a sentiment of critical realism that closely mirrors the perspective in Germany (56%). This shared modesty, a belief in keeping pace rather than leading the charge, starkly contrasts with the "laggard anxiety" seen in Poland, where a majority (52%) feels the country is falling behind [TAB5]. These different self-perceptions are rooted in distinct national industrial identities, which become clear when examining what citizens demand from their governments. While the German public looks to its traditional engineering prowess, urging the state to focus on building more renewable plants (32%), the Dutch vision is distinctly financial. Their citizens demand that the government act as a market enabler, prioritizing the funding of new technologies (33%) and offering subsidies and incentives (31%) to unlock private capital [TAB15.1]. This strategic divergence reflects their perceived industrial strengths: Germany leans on its world-class Energy (44%) and Automotive (32%) sectors, whereas the Dutch strategy is powered by its excellence in Green Chemistry (43%), Energy (42%) and, uniquely, ICT/Digital solutions (33%). Poland, in contrast, charts a third course entirely, one focused on energy security and its natural assets, prioritizing Bioenergy and Sustainable Agriculture (35%) and showing the highest support in the cohort for nuclear power (24%) as a key part of the mix [TAB15.2]. Despite these different strategic paths, these mature economies are united by a shared, palpable realism about the immediate financial burden. A striking 50% of the Dutch population believes costs will outweigh benefits in the short term, a sentiment of heavy, upfront investment that is also deeply felt in Germany (33%), confirming that for all of them, the transition has moved beyond the phase of optimistic ambition and into a more challenging and costly period of execution [TAB13].

Globally, the Dutch data highlights a fundamental divide, painting a picture of a two-speed world where a cautious Western realism, shared by the Netherlands, stands in stark contrast to the confident, top-down dynamism of emerging markets. This divergence begins with national ambition and self-perception. While the Netherlands and its European peers engage in sober debates about costs and see themselves as merely keeping pace, nations like China, India, and the Gulf countries are driving forward with the conviction of a national mission. Their populations perceive them as global leaders in the transition, with a significant portion in China (52%) and India (43%) believing their country is "ahead" of others—a level of confidence far exceeding that of the Dutch (21%) [TAB5]. This difference in outlook is most pronounced in the approach to governance and human capital.

The Netherlands exhibits the strongest reliance on the private sector in Europe (57%) [TAB10], viewing the transition as a corporate-led endeavor. However, this reliance is fraught with tension; a substantial 43% of the Dutch public deems the current efforts of private companies "inappropriate," signaling a demanding and frustrated population that expects faster, more decisive results from its business leaders [TAB11]. This dynamic contributes to a broader confusion on talent. While the Dutch have a clear and sophisticated vision of the specific academic disciplines needed to succeed, such as Energy Engineering (47%), Environmental and Energy Sciences (45%) and Circular Economy and Sustainability (45%) [TAB18.1], there is profound uncertainty about the current availability of these professionals. A significant portion of the Dutch public (25%) admits they "don't know" if the right skills exist in the country. This level of ambiguity is entirely absent in the monolithic confidence of emerging giants like China, where 96% of the population believes the availability of skilled professionals is appropriate, and India (89%), which shows similar self-assurance [TAB24].

This human capital dimension reveals the core strategic choice facing the Netherlands. An overwhelming majority of the Dutch population (70%) recognizes the need for upskilling, confirming that developing human capital is central to their long-term transition strategy [TAB17]. However, their approach to this upskilling is defined by a different temporal outlook that sets them apart. Unlike Germany, which demands an immediate (within the next 6-12 months) training sprint to close perceived skill gaps (53%), the Netherlands views workforce development as a more structural evolution. The largest group of Dutch respondents (41%) favors a 2-3 year timeline for implementation, suggesting a methodical, deliberate plan to integrate new competencies deeply into the workforce [TAB20]. This measured timeline does not signal a lack of priority, but rather a strategic preference for building sustainable, long-term capabilities that align with the complexity of their goals. The content of this structural evolution is also distinct and reflects the country's unique challenges and strengths. The ideal Dutch professional is not just a problem-solver, but a critical thinker. They are prized for their ability to innovate (42%) and, crucially, to apply a multidisciplinary approach (49%), the highest in the European cohort for this skill. In a country constrained by space and resources, the transition is not a linear engineering problem but a complex puzzle requiring out-of-the-box thinking to integrate disparate systems like chemistry, energy, and logistics into a coherent, circular whole [TAB22].

The Netherlands represents the advanced frontier of the European energy transition. It has moved beyond the foun-

dational "why" and is now deeply entrenched in the complex, and often costly, "how." The Dutch view the transition as a capital-intensive, high-tech evolution centered on the sophisticated principles of green chemistry and a circular economy. The primary challenge for the Netherlands is no longer about waking up an unaware public, but about satisfying a critical, exceptionally well-informed population that demands financial clarity, corporate accountability, and truly innovative solutions. This makes their journey a testament to a uniquely Dutch realism: they are navigating a transition they know is essential for survival, not for the promise of an immediate economic boom, but with a clear-eyed determination to manage the high costs and complex realities of building a sustainable future.

2.3 Results of the research

Table 1 Awareness on energy transition process

Q1A. Have you ever heard of energy transition?

Base: Total Sample - % Values

	EUROPE					ASIA										AFRICA	AMERICAS		
	ITALY	UK	GERMANY	POLAND	NETHERLANDS	TURKEY	SAUDI ARABIA	UAE	INDIA	AZERBAIJAN	KAZAKHSTAN	CHINA	QATAR	ALGERIA	CHILE	USA	ARGENTINA		
Surveyed in	2023	2023	2025	2025	2025	2023	2023	2023	2023	2024	2024	2025	2025	2023	2023	2025	2025		
TOTAL AWARENESS	97%	95%	98%	97%	98%	90%	96%	97%	95%	96%	93%	98%	95%	96%	99%	96%	97%		
I am very familiar with it	60	59	64	39	59	47	55	50	63	43	29	44	47	56	42	58	36		
I have heard of it, but I only have a vague idea	37	36	34	58	39	43	41	47	32	53	64	54	48	40	57	38	61		
I have never heard of it	3	5	2	3	2	10	4	3	5	4	7	2	5	4	1	4	3		

Legend:

- Focus
- Countries surveyed in 2025
- Higher values
- Lower values

Based on the results from Table 1 regarding the awareness of the energy transition process, the data reveal that while general awareness is nearly universal across all surveyed countries, the depth of that understanding varies significantly. Among the European countries surveyed in 2025, Germany stands out as the clear leader in terms of competence, with 64% of respondents stating they are very familiar with the process, suggesting that the topic is deeply embedded in public discourse. The Netherlands follows a pattern typical of mature economies, reporting a solid 59% familiarity rate, which indicates a well-informed population. In stark contrast, Poland presents a different scenario where, despite 97% of respondents having heard of the energy transition, the quality of this awareness is largely superficial. Only 39% feel very familiar with the topic, while the majority, 58%, admit to having only a vague idea.

“ As regards education for the general public, it is very adequate. I think the general public is aware there are spots, grants, stimulation measures.

Academic, Netherlands

Considering the European context, the data align Germany and the Netherlands closely with the major Western European economies. Specifically, Italy and the UK, which were surveyed in 2023, recorded familiarity levels of 60% and 59% respectively. This consistency suggests a homogenous level of high understanding across Western Europe, where roughly six out of ten informed citizens feel confident in their knowledge of the transition. Consequently, Poland's lower familiarity score highlights a distinct regional gap, po-

sitioning it significantly behind its Western counterparts and indicating a specific need for deeper educational engagement in that market.

Expanding the analysis to the global stage, the United States mirrors the Western European profile with a 58% familiarity score, confirming that the informed population in the US is as knowledgeable as their peers in the Netherlands. In contrast to the solid knowledge base observed in Western economies, China and Argentina (surveyed in 2025 as well) reveal a less positive landscape characterized by superficial awareness. Despite China's industrial leadership in the sector, the depth of public understanding is comparatively low, with 44% of respondents feeling very familiar with the transition process. The situation is even more pronounced in Argentina, which recorded the lowest familiarity score of

the entire 2025 cohort at just 36%. This data strongly aligns Argentina with the profile observed in Poland, as both nations see a clear majority of their populations admitting to having only a vague idea of the concept.

Table 2 Perceived importance of the energy transition process

Q2_2. In your opinion, how important is energy transition?

Base: Total Sample - % Values	EUROPE					ASIA										AFRICA	AMERICAS		
	ITALY	UK	GERMANY	POLAND	NETHERLANDS	TURKEY	SAUDI ARABIA	UAE	INDIA	AZERBAIJAN	KAZAKHSTAN	CHINA	QATAR	ALGERIA	CHILE	USA	ARGENTINA		
	2023	2023	2025	2025	2025	2023	2023	2023	2023	2024	2024	2025	2025	2023	2023	2025	2025		
It's a priority	57	59	48	20	52	70	62	65	70	55	39	58	67	64	66	60	34		
It is important, but on par with other areas of commitment	41	40	44	66	45	28	35	34	29	39	55	40	31	35	31	37	62		
It is of secondary importance	2	1	8	14	3	2	3	1	1	6	6	2	2	1	3	3	4		



The results for Europe uncover a significant divergence in how the energy transition is prioritized across the continent, clearly indicating that the climate agenda is currently competing with other pressing priorities. The Netherlands emerges as the most committed nation, with over half of the respondents viewing the process as a top priority. Germany follows closely but displays a slightly more divided sentiment; while nearly half of the population considers it a priority, and 44% view it as important as other commitments, reflecting a balanced but cautious approach. The most striking outlier, however, is Poland, where the sense of urgency is the lowest. Only one in five Polish respondents classifies the transition as a priority, with the vast majority relegating it to a status on par with other national concerns (66%).

This trend makes it evident that across the region, the energy transition is increasingly being weighed against other critical domestic priorities, making it difficult to elevate the climate agenda above other immediate socio-economic challenges.

I think it is a priority and that it is also clear from the policies from the European Commission.

Institution, Netherlands

The Gulf and Asian markets, including Saudi Arabia (62% in 2023), the United Arab Emirates (65% in 2023), India (65% in 2023), Qatar (67% in 2025), and Turkey (70% in 2023), consistently show remarkably high levels of perceived importance for the energy transition, often surpassing European averages. These nations demonstrate that their populations perceive the energy transition as a strategic imperative driven by an increasing awareness of climate change impacts and governmental strategies for economic diversification and investment in renewable energy. China also reinforces this trend of high engagement, reporting a 58% priority score in 2025. The United States shows a high sense of urgency as well, with 60% of respondents rating the transition as a priority. In stark contrast, Argentina offers a much more

subdued perspective that mirrors the Polish scenario; with only 34% of respondents viewing the transition as a priority, the energy agenda in Argentina is struggling to gain traction against other immediate socio-economic demands.

Table 3 The energy transition perception across countries

Q3_A. To what extent do you agree or disagree with each of the following statements? Energy transition...

Base: Total Sample - % Values

Surveyed in	EUROPE					ASIA										AFRICA	AMERICAS		
	ITALY	UK	GERMANY	POLAND	NETHERLANDS	TURKEY	SAUDI ARABIA	UAE	INDIA	AZERBAIJAN	KAZAKHSTAN	CHINA	QATAR	ALGERIA	CHILE	USA	ARGENTINA		
	2023	2023	2025	2025	2025	2023	2023	2023	2023	2024	2024	2025	2025	2023	2023	2025	2025		
It is crucial for combating climate change and global warming	38	52	37	21	35	65	62	61	62	64	53	68	62	74	65	49	48		
It creates new job opportunities in the renewable energy and clean technology sectors	37	39	29	19	15	59	55	49	63	55	46	61	56	67	53	43	44		
It reduces dependence on imported energy sources and the risk of supply disruptions	36	39	34	24	24	49	53	47	61	43	43	61	48	52	52	35	35		
It significantly benefits human health and the environment by reducing greenhouse gas emissions and air pollution	36	42	43	23	30	59	58	58	65	58	61	66	57	79	66	49	47		
It leads to better energy efficiency, reducing long-term costs	35	38	28	18	15	57	52	51	61	52	40	61	53	62	56	41	38		
Investment in energy transition is a priority over other areas	25	29	15	12	13	41	55	49	58	40	32	53	43	45	37	28	21		
It represents an opportunity for more female participation and provides new employment opportunities for women	18	25	5	10	4	32	46	38	51	34	26	48	33	32	36	21	20		

- Focus Focus
- Countries surveyed in 2025 Countries surveyed in 2025
- Higher values are highlighted Higher values are highlighted

The detailed perception of the energy transition, as shown in Table 3, reveals varying attitudes regarding its benefits, particularly concerning its role in combating climate change and improving health and the environment.

In Germany, the perception of benefits is anchored in environmental and health factors: 43% of respondents recognize significant advantages for human health, and 37% acknowledge its crucial role in combating global warming.

In the Netherlands, respondents similarly prioritize fighting global warming (35%) and health benefits (30%). Poland records generally lower scores, with one in five respondents for each prioritizing benefits to human health and the environment, and its crucial role in combating global warming.

Broadening the analysis beyond the Europe, the sentiment is more optimistic, particularly in Gulf and Asian countries. These regions consistently show a strong endorsement of

the energy transition's environmental and health benefits. For instance, China stands out with a remarkable 68% of respondents believing the transition is crucial for combating climate change and global warming, and 66% seeing significant benefits for human health and the environment. Qatar also reflects this optimism, with 62% for combating climate change and 57% for health and environmental benefits. The United States also displays a more positive outlook than its European counterparts, with nearly half of the population

recognising the crucial role of the transition in combating climate change and improving health. Even Argentina and Chile maintain a high perception of its benefits regarding combating climate change and improving health, aligning closer to the USA.

Table 4 Countries' commitment to the energy transition

ENERGY TRANSITION is the shift from traditional fossil-based energy sources and raw materials to renewable, recycled, and sustainable energy sources and raw materials to reduce greenhouse gas emissions and address climate change

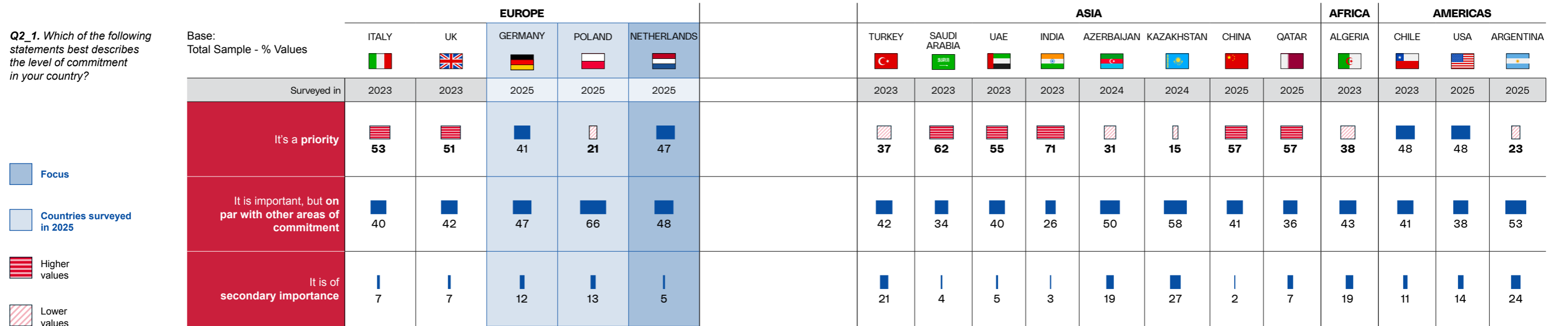
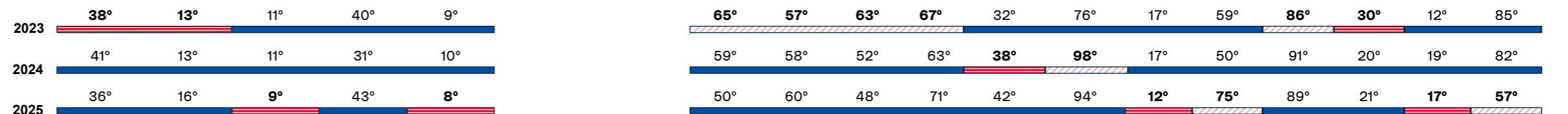


Table 5 Country positioning on the energy transition



RANK BY ETI SCORE*







Perceived importance vs Country positioning on the energy transition

Q2_2. In your opinion, how important is energy transition?

Q2_1. Which of the following statements best describes the level of commitment in your country?

Q13. In your opinion, how would you rank your country's level in the energy transition process?

-  Focus
-  Countries surveyed in 2025
-  Higher values
-  Lower values

Base: Total Sample - % Values	EUROPE					ASIA										AFRICA	AMERICAS		
	ITALY	UK	GERMANY	POLAND	NETHERLANDS	TURKEY	SAUDI ARABIA	UAE	INDIA	AZERBAIJAN	KAZAKHSTAN	CHINA	QATAR	ALGERIA	CHILE	USA	ARGENTINA		
Surveyed in	2023	2023	2025	2025	2025	2023	2023	2023	2023	2024	2024	2025	2025	2023	2023	2025	2025		
Priority for ME	57	59	48	20	52	70	62	65	70	55	39	58	67	64	66	60	34		
Priority for COUNTRY	53	51	41	21	47	37	62	55	71	31	15	57	57	38	48	48	23		
Country's level in the energy transition process: BEHIND other countries	45	25	28	52	22	60	13	14	11	55	86	4	23	58	51	35	67		

The assessment of national commitment and positioning among the European nations reflects a pervasive sense of critical realism. The Netherlands maintains the most balanced outlook, with nearly half of the respondents (47%) perceiving the transition as a national priority and believing the country is keeping pace with its peers (57%) or even being ahead (21%). Germany, despite its global reputation as a leader in green technology, reveals a surprisingly modest self-image; fewer than half of the citizens view the transition as a top national priority, and only a small minority consider the country to be ahead of others (16%) while 28% view Germany as lagging behind other countries, suggesting that high internal standards are driving a critical self-reflection.

Poland, consistent with previous indicators, presents the most negative scenario, where only one in five respondents sees the transition as a priority, and a clear majority of the population (52%) explicitly acknowledges that the country is lagging behind other nations.

I think our positioning is [ed. note] ahead of other countries. At the point that our advantage is starting to work against us, more or less.

Academic, Netherlands

Beyond the European borders, the data reveal a dichotomy between perceived leadership and perceived backwardness. China, along with India and the Gulf nations (Saudi Arabia and the UAE), displays a robust confidence wherein the majority not only views the transition as a top national priority but also firmly believes that the country is ahead of the rest of the world, confirming a strong alignment between national narrative and public perception. The United States presents a more complex, conflicted narrative; while nearly half of the population asserts that the transition is a priority, 35% of respondents believe that the country is falling behind, highlighting frustration regarding the gap between ambition and perceived progress. Argentina sits at

the opposite end of the spectrum, mirroring the pessimism found in Poland but with even greater intensity, as two-thirds of respondents feel that the country is behind, reflecting a deep scepticism about the nation's ability to keep up with the global shift.

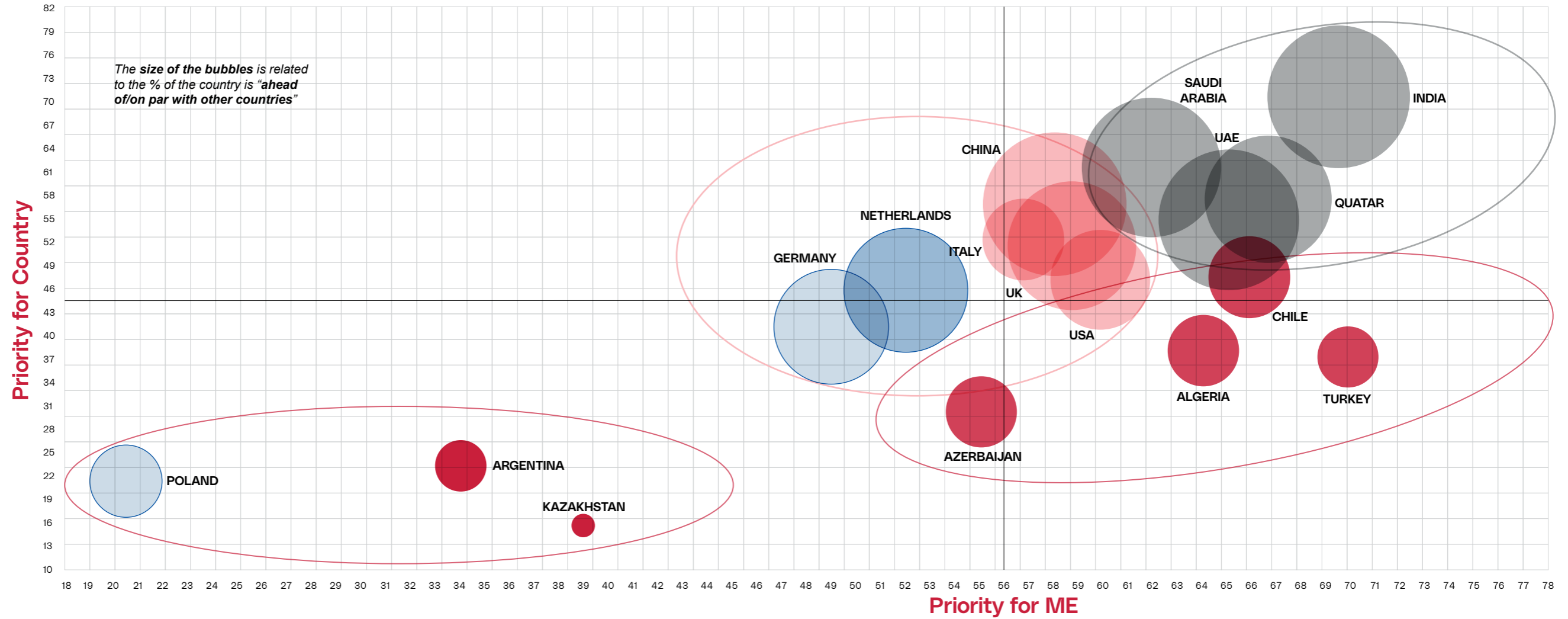
Table 6 Positioning map

Q2_2. In your opinion, how important is energy transition?

Q2_1. Which of the following statements best describes the level of commitment in your country?

Q13. In your opinion, how would you rank your country's level in the energy transition process?

Base: Total Sample - % Values



The positioning map visually reinforces the fragmentation observed in the previous data points, placing Germany and the Netherlands in a central zone of moderate alignment. In these countries, the level of personal priority is matched by a respectable, though not outstanding, perception of national commitment, suggesting a mature but somewhat static equilibrium. Poland, however, isolates itself in the lower-left quadrant of the map, characterised by both low personal urgency and low perceived state engagement. This distinct positioning highlights a systemic detachment in Poland, where the energy transition fails to gain traction either as

a grassroots demand or a top-down government directive, effectively placing the country in a zone of inertia compared to its western neighbours.

“ I would say the Netherlands is in the group of countries, ahead. I wouldn't say it is leading. But we have to be really keen on keeping that speed and position.

Institution, Netherlands

The distribution of the remaining global powers creates a striking contrast between the "optimistic leaders" and the "frustrated" populations. Emerging economic powerhouses such as India, the UAE, Saudi Arabia, and Qatar firmly dominate the upper-right territory, representing a virtuous cycle where high personal priority aligns seamlessly with perceived national progress. The positioning of Turkey, Algeria, Azerbaijan highlights contexts where citizens' personal priority is far ahead of the perceived country's attention towards the energy transition.

Finally, Argentina drifts towards the lower-left corner alongside Poland, illustrating a scenario where structural and economic headwinds effectively suppress both personal enthusiasm and the perception of national advancement.

Table 7 Main opportunities and benefits of the energy transition

Q5_1. Which are main opportunities and benefits of energy transition?

Base: Total Sample - % Values	EUROPE					ASIA										AFRICA	AMERICAS		
	ITALY	UK	GERMANY	POLAND	NETHERLANDS	TURKEY	SAUDI ARABIA	UAE	INDIA	AZERBAIJAN	KAZAKHSTAN	CHINA	QATAR	ALGERIA	CHILE	USA	ARGENTINA		
	2023	2023	2025	2025	2025	2023	2023	2023	2023	2024	2024	2025	2025	2023	2023	2025	2025		
Ensuring the active involvement of all stakeholders in the energy transition process	32	21	16	19	13	21	21	19	16	18	22	27	21	16	27	12	24		
Creation of new jobs in sectors focused on sustainability and climate solutions	27	35	35	31	33	36	37	33	39	31	31	43	35	37	32	34	32		
Development of energy and environmental policies by the government	24	29	19	19	25	27	32	29	23	32	19	27	26	30	32	23	31		
Engagement of private companies to adopt renewable energy	24	19	17	18	15	23	20	23	26	20	20	14	20	17	25	26	29		
Development and implementation of new infrastructures	21	23	25	25	26	21	21	22	25	25	25	24	25	27	26	26	27		
International collaboration for sharing knowledge, resources, and experiences	19	19	22	15	22	17	19	18	29	19	22	23	25	25	16	24	17		
Training of professionals in the energy transition process	18	12	18	19	14	11	17	17	13	25	19	15	14	14	21	16	21		
Raising public awareness about energy and environmental issues	17	35	17	27	24	29	25	31	29	23	26	27	31	32	18	30	13		
None of these	5	2	9	9	9	2	1	-	-	1	3	-	1	1	-	4	3		

- Focus Focus
- Countries surveyed in 2025 Countries surveyed in 2025
- The most mentioned options for each country are highlighted The most mentioned options for each country are highlighted

The perception of opportunities reveals a pragmatic mindset (Table 7). Across Germany, the Netherlands, and Poland, the narrative is remarkably consistent, with the creation of new jobs in sustainable sectors emerging as the single most anticipated benefit. This suggests that for Northern and Eastern Europe, the energy transition is primarily viewed as an economic engine capable of revitalising the labour market and driving infrastructure development. These countries place significantly less value on the “social” dimension of the process (ensuring the active involvement of all stake-

holders in the energy transition process), focusing instead on the tangible economic returns of infrastructure and employment.

Data confirm that the promise of “green employment” has become the universal selling point of the energy transition, transcending economic and political boundaries. China, the United States, Argentina, and the Gulf and South Asian markets, including India, Saudi Arabia, Qatar, and the UAE, all mirror the European trend by ranking job creation in sus-

tainable sectors as a top opportunity, solidifying the view that the shift to sustainability is fundamentally an industrial opportunity. However, distinct regional priorities emerge in the secondary benefits. While the United States, China, the UAE and Qatar place significant emphasis on the need for raising public awareness to drive cultural change, Argentina aligns more closely with a statist approach, prioritising the development of government policies as a critical driver for success along with the engagement of private companies to adopt renewable energy. This desire for stronger institu-

tional guidance is also evident in Saudi Arabia (32%) and Chile (32%).

“ When thinking about energy transition, I think also about educating and reskilling workforce and about the balance with the raw material transition. But we are only at the beginning.

Institution, Netherlands

Table 8 Main challenges of the energy transition

Q5_2. In your opinion, what are the main challenges with energy transition process?

Base: Total Sample - % Values	EUROPE					ASIA										AFRICA	AMERICAS	
	ITALY	UK	GERMANY	POLAND	NETHERLANDS	TURKEY	SAUDI ARABIA	UAE	INDIA	AZERBAIJAN	KAZAKHSTAN	CHINA	QATAR	ALGERIA	CHILE	USA	ARGENTINA	
	2023	2023	2025	2025	2025	2023	2023	2023	2023	2024	2024	2025	2025	2023	2023	2025	2025	
Raising public awareness about energy and environmental issues	27	17	20	27	29	27	32	31	23	22	17	37	25	39	27	23	21	
Engagement of private companies to adopt renewable energy	26	30	19	19	27	17	17	14	26	17	21	20	27	22	40	30	30	
Ensuring the active involvement of all stakeholders in the energy transition process	25	27	25	23	25	28	25	23	32	21	31	35	23	15	32	22	27	
Development and implementation of new infrastructures	23	33	32	27	31	29	29	36	33	27	35	19	27	27	17	35	27	
International collaboration for sharing knowledge, resources, and experiences	23	18	24	15	28	16	27	21	17	22	14	21	20	24	14	18	21	
Training of professionals in the energy transition process	21	17	18	15	14	21	19	23	29	28	25	17	23	21	23	15	21	
Job losses in traditional sectors that do not embrace sustainable solutions for the environment and climate	21	17	22	25	14	20	21	20	15	20	17	18	27	19	12	15	19	
Development of energy and environmental policies by the government	20	31	22	26	16	33	21	22	25	27	27	28	24	31	31	32	26	
None of these	2	2	4	7	2	1	1	1	-	3	3	1	-	-	-	3	2	

Focus
Countries surveyed in 2025
The main challenges for each country are highlighted

The analysis of the main challenges reveals a pragmatic focus on the structural complexities of the transition, moving beyond abstract concerns (Table 8). For Germany and the Netherlands, the primary hurdle is the tangible implementation of new infrastructures, which ranks as the top concern in both countries. Poland introduces a distinct layer of economic anxiety; while it shares the concern for infrastructure, it stands out with a significant fear regarding job losses in traditional sectors. This specific apprehension, which is far less pronounced in the Dutch context, highlights the

unique socio-economic friction in Poland as it attempts to pivot away from its heavy reliance on conventional energy industries.

“ I think about reliable infrastructure, especially with regard to electrification and also, I think about CO₂ levies. But [ed. note.] they have to go hand in hand with upscaling infrastructures. ”

Institution, Netherlands

China presents a complex scenario where the primary obstacle is cultural, with 37% of respondents citing the need to raise public awareness as the main hurdle. Crucially, China also records a very high concern for the active involvement of all stakeholders (35%), a figure that surpasses those found in Western economies, indicating a challenge that spans both social and participatory fronts. In the USA 30% of respondents believe that the engagement of private companies is the main challenge, while 35% point to the need for new infrastructures development, suggesting a perceived

gap between business execution and physical capacity. This is followed by the difficulty of developing government energy and environmental policies (32%). Argentina shares this scepticism towards the private sector, which ranks as its top challenge (30%), but presents a more fragmented landscape that also includes significant anxiety regarding stakeholder involvement. This effectively places the country at a crossroads, balancing the governance concerns seen in Asia with the structural needs of the West.

Table 9 Opportunities vs challenges of the energy transition

Q5_1. Which are main opportunities and benefits of energy transition?

Q5_2. In your opinion, what are the main challenges with the energy transition process?

Difference % of total mention Q5_1 vs Q5_2

*Change in wording for Q5_2 "Job losses in traditional sectors that do not embrace sustainable solutions for the environment and climate"

Focus
Countries surveyed in 2025
 Negative/ positive differences are highlighted

Base: Total Sample - % Values	EUROPE					ASIA										AFRICA	AMERICAS		
	ITALY	UK	GERMANY	POLAND	NETHERLANDS	TURKEY	SAUDI ARABIA	UAE	INDIA	AZERBAIJAN	KAZAKHSTAN	CHINA	QATAR	ALGERIA	CHILE	USA	ARGENTINA		
Surveyed in	2023	2023	2025	2025	2025	2023	2023	2023	2023	2024	2024	2025	2025	2023	2023	2025	2025		
Development of energy and environmental policies by the government	4	-2	-4	-8	9	-6	11	7	-2	5	-8	-1	2	-1	1	-9	5		
Development and implementation of new infrastructures	-2	-10	-7	-2	-5	-8	-8	-14	-8	-2	-10	5	-2	0	9	-9	0		
International collaboration for sharing knowledge, resources, and experiences	-4	1	-2	0	-6	1	-8	-3	12	-3	8	2	5	1	2	6	-4		
Engagement of private companies to adopt renewable energy	-2	-11	-2	-1	-12	6	3	9	0	3	-1	-6	-7	-5	-15	-4	-1		
Raising public awareness about energy and environmental issues	-10	18	-3	0	-5	2	-7	0	6	1	9	-10	6	-7	-9	7	-8		
Training of professionals in the energy transition process	-3	-5	1	4	0	-10	-2	-6	-16	-3	-6	-2	-9	-7	-2	1	0		
Job creation in traditional sectors that do not embrace sustainable solutions for the environment and climate*	6	18	13	6	19	16	16	13	24	11	14	25	8	18	20	19	13		
Ensuring the active involvement of all stakeholders in the energy transition process	7	-6	-9	-4	-12	-7	-4	-4	-16	-3	-9	-8	-2	1	-5	-10	-3		

The data shown in Table 9 reinforces the narrative that the energy transition is universally perceived as a labor market booster, yet the bottlenecks to achieving this potential vary dramatically. China and the United States share a robust optimism regarding employment, with net positive scores of +25 and +19 respectively, confirming that the industrial promise of the transition is its strongest global asset. However, the friction points reveal distinct systemic frustrations. China records a significant negative balance regarding public awareness (-10), suggesting that the primary battle is perceived as winning over the public mind to ensure social

buy-in. Conversely, the United States struggles more with the development of environmental policies by the government and implementation of new infrastructures, indicating that in the American context, the priority lies in establishing robust regulatory frameworks to discipline the market.

Across Germany, the Netherlands, and Poland, the labor market remains the primary area where optimism decisively outweighs concern, with the Netherlands recording a particularly high positive net score (+19) regarding job creation. However, this economic hope is counterbalanced by signif-

icant structural skepticism. The Dutch view the involvement of stakeholders and particularly private companies as major challenges rather than opportunities, showing a striking negative gap (-12). Poland, meanwhile, directs its skepticism toward the government, recording a notable negative balance regarding policies (-8), suggesting that while the prospect of green jobs is attractive, the political roadmap is viewed with mistrust.

“ [...] there have been many measures from the Dutch government in order to stimulate both companies and private persons households to participate in the energy transition.

Academic, Netherlands

Table 10 Key players in the energy transition

Q7. In your opinion, who are the key players in the energy transition in your country?

Ranked on Italy

Base: Total Sample - % Values	EUROPE					ASIA										AFRICA	AMERICAS		
	ITALY	UK	GERMANY	POLAND	NETHERLANDS	TURKEY	SAUDI ARABIA	UAE	INDIA	AZERBAIJAN	KAZAKHSTAN	CHINA	QATAR	ALGERIA	CHILE	USA	ARGENTINA		
Surveyed in	2023	2023	2025	2025	2025	2023	2023	2023	2023	2024	2024	2025	2025	2023	2023	2025	2025		
Public entities/government	48	37	23	24	43	57	34	39	39	66	53	55	55	42	57	36	47		
Private companies	45	45	37	37	57	37	39	43	32	29	34	42	37	41	56	42	45		
Citizens	37	39	35	27	26	37	37	35	36	47	38	28	40	30	45	38	45		
Scientists and experts	27	31	29	21	28	31	31	31	36	17	27	36	29	43	29	32	29		
Politicians from your country	23	43	36	36	40	37	13	16	27	18	13	27	21	25	33	37	29		
Engineers and technicians	20	19	26	17	17	13	20	24	19	21	33	31	15	11	12	23	18		
International organizations	17	20	13	14	22	15	26	27	25	23	14	16	22	14	16	15	19		
Politicians from other countries	9	15	22	19	9	7	13	9	13	7	3	6	9	4	6	9	5		
NGOs, non-profit organizations	8	9	10	8	3	17	22	17	18	17	11	9	19	16	11	12	11		
Journalists	8	5	6	9	5	5	13	6	5	7	3	5	7	21	4	6	3		
Climate change activists	7	16	11	13	7	12	21	22	27	11	31	14	13	30	7	15	10		
Celebrities and influencers	7	5	5	6	5	7	13	14	11	8	3	17	16	10	5	7	2		

Focus

Countries surveyed in 2025

The most/least mentioned options for each country are highlighted

The identification of key players highlights the emergence of a model where the responsibility for the transition is increasingly shared between the state and the private sector (Table 10).

The contribution by the industry to the energy transition is mainly in adopting it by the different sectors from a user point of view.

Academic, Netherlands

China, while maintaining its traditional top-down structure with a dominant government role (55%), shows a massive expectation of the private sector (42%), indicating that the state provides the directive while companies are the essential engine of implementation. Argentina represents the most striking example of this coexistence, recording a near-perfect parity between public entities (47%) and private companies (45%), portraying the transition as a collective national mission where neither sector can succeed without the other. Additionally, Argentina emphasizes the role of citizens (45%). Even the United States, typically market-oriented, displays a balanced distribution of expectations between private companies (42%) and the government (36%), reinforcing the global consensus that a successful transition re-

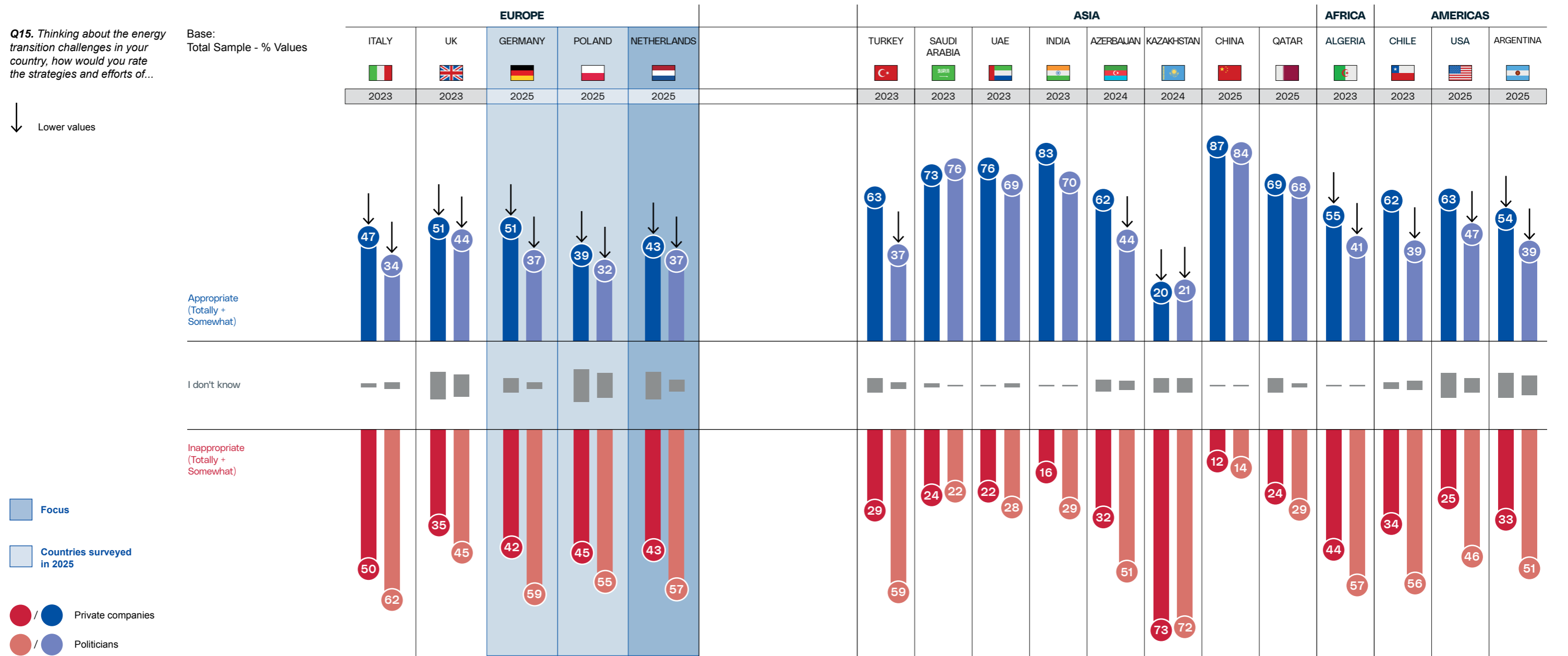
quires a hybrid model of public-private cooperation, including citizens (38%) and politicians (37%) as well.

The Netherlands exemplifies this synergistic approach, where the high expectation placed on private companies (57%) coexists with a strong reliance on public entities (43%) and politicians (40%), suggesting a scenario where industrial execution and government direction are seen as complementary forces. Germany and Poland reflect a more nuanced balance; while trust in abstract public entities is lower, the combined weight attributed to private companies and national politicians creates a governance structure where market forces and political leadership are expected to work in tandem to drive the process forward. Germany

confirms a vital third dimension to this dynamic: the direct involvement of citizens (35%). This points to a decentralised model where the transition is viewed as a participatory effort, requiring individuals to act alongside the state and private companies rather than simply following top-down directives.

This expectation for active civic engagement is even more pronounced in the Gulf region, which challenges the perception of a purely top-down approach. This confirms a cross-regional consensus where, regardless of the political system, the individual is increasingly seen as a crucial player in the energy shift.

Table 11 Evaluation of strategies and efforts



The shared governance models in Europe appear to create a level of stability, though challenges persist. In Germany and the Netherlands, where responsibility is spread across the politicians, and private companies, the efforts are not consistent, highlighting a gap among private companies – acting appropriately – and politicians, who show room for improvement. This indicates that sharing the burden, whether through citizens or other stakeholders builds a foundation of acceptance. Poland remains divided; the lack of a clear leading force has left the country in a state of uncertainty, making population critic about the efforts and strategies of both private companies and politicians. (Table 11).

“Everyone in the NL has become a mini producer of electricity. At the campus buildings, all the roofs have solar panels with two streams of net congestion. There is not enough electricity at every moment in the day in order to fulfil the demand, that [...] will increase. All the companies and households that have these solar panels are delivering electricity towards the electricity grids, which isn't designed for that. There's a two way traffic jam on the electricity net.”

Academic, Netherlands

China mirrors the model observed in Saudi Arabia and Qatar, where both private companies and governmental entities play significant roles in driving appropriately the energy transition process. This centralised, collaborative approach correlates with the highest approval rating, demonstrating that a clear top-down directive supported by industrial action is currently seen as the most effective strategy.

Conversely, the Americas face a crisis of confidence that emphasizes the situation in Europe. Both the United States and Argentina show a less optimistic view of the contributions made by both businesses and politicians towards the

energy transition, highlighting the need for stronger coordination to match higher level of commitment. This shared scepticism suggests that without a cohesive strategy aligning public and private efforts, these nations struggle to convince their populations that real progress is being made.

Table 12 Most important actions to ensure a successful transition process

Q6. Which are most important actions to ensure the energy transition process is a success in your country?

Base: Total Sample - % Values

Ranked on Italy

- Focus Focus
- Countries surveyed in 2025 Countries surveyed in 2025
- The most mentioned options for each country are highlighted The most mentioned options for each country are highlighted

	EUROPE					ASIA										AFRICA	AMERICAS		
	ITALY	UK	GERMANY	POLAND	NETHERLANDS	TURKEY	SAUDI ARABIA	UAE	INDIA	AZERBAIJAN	KAZAKHSTAN	CHINA	QATAR	ALGERIA	CHILE	USA	ARGENTINA		
Surveyed in	2023	2023	2025	2025	2025	2023	2023	2023	2023	2024	2024	2025	2025	2023	2023	2025	2025		
Reduction in waste by companies and individuals	33	37	32	34	26	34	25	35	33	40	49	34	35	34	34	38	37		
Engagement of local communities in energy transition process	31	30	20	23	21	31	37	35	40	24	26	35	35	36	32	32	31		
Adoption of renewable energy sources	30	37	27	27	27	26	26	30	24	18	28	36	29	34	28	37	26		
Improvement of energy efficiency in industrial and transport sectors	24	28	30	28	21	20	29	21	25	20	18	16	23	14	26	28	29		
Facilitation of investments into renewable energies (public policies and regulations)	23	26	22	25	39	41	27	27	23	33	25	19	31	44	33	23	33		
Development of smart energy grids for efficient energy management	23	19	19	16	30	22	21	21	23	29	19	16	25	26	18	18	19		
Improvement in companies' production processes	21	19	21	21	20	23	23	28	28	28	23	24	29	32	31	24	23		
Improvement in energy efficiency in residential buildings	20	29	18	27	17	19	18	16	22	19	15	10	13	11	13	19	11		
Transition of traditional vehicles to sustainable mobility	19	14	17	18	15	16	23	25	31	30	14	37	23	21	22	18	14		
Energy technologies innovation	17	25	23	21	32	23	23	24	15	25	22	27	24	23	21	21	21		
Low-carbon industrial technologies innovation	10	15	17	17	13	12	24	18	20	11	12	30	21	11	21	17	23		

Table 12 reveals that while national strategies for achieving a successful energy transition may vary, there is a strong common ground regarding the fundamental actions required. Germany and Poland share a pragmatic focus on optimisation and behavioural change, identifying the reduction of waste by companies and individuals as the single most important measure. This suggests that in these nations, the path to success is viewed primarily through the lens of efficiency and resource management. In contrast, the Netherlands adopts a distinctly macro-economic stance; Dutch respondents overwhelmingly prioritise the facilitation of investment into renewable energies through public policies (39%) and the develop-

ment of smart energy grids for efficient energy management (30%), indicating that for them, the key to success lies not just in saving energy, but in unlocking the financial and regulatory frameworks needed to build the new system.

“ *The market at the moment is really bad. There is a huge responsibility for the companies themselves, but it is not fair to only point towards the private sector.*

Institution, Netherlands

China presents a distinct model that combines social and industrial goals; here, the engagement of local communities is central (35%), but it is closely supported by a strong push for the transition of traditional vehicles to sustainable mobility (37%) and the adoption of renewable energy sources (36%). In the Americas, the focus returns to efficiency. Both the United States (38%) and Argentina (37%) align with the European emphasis on waste reduction by companies and individuals as a top priority. However, they diverge on the secondary drivers: the USA places significant weight on the direct adoption of renewable energy sources (37%), while Argentina mirrors the Dutch





approach, identifying the facilitation of investment through public policies and regulations as a crucial step to ensure success (33%).

Table 13 Cost-benefit analysis of the energy transition process

Q14_1. Over the **short-term** (1-3 years), what would you say regarding energy transition in your country?

Q14_2. Over the **medium to long-term** (more than 3 years), what would you say regarding energy transition in your country?

Base: Total Sample - % Values	EUROPE					ASIA										AFRICA	AMERICAS	
	ITALY	UK	GERMANY	POLAND	NETHERLANDS	TURKEY	SAUDI ARABIA	UAE	INDIA	AZERBAIJAN	KAZAKHSTAN	CHINA	QATAR	ALGERIA	CHILE	USA	ARGENTINA	
Surveyed in	2023	2023	2025	2025	2025	2023	2023	2023	2023	2024	2024	2025	2025	2023	2023	2025	2025	
OVER THE SHORT-TERM																		
The benefits will outweigh the costs	37	46	22	19	20	26	50	34	45	21	15	28	35	17	34	44	29	
The costs and benefits will balance out	42	35	45	52	30	43	43	55	44	48	28	55	46	57	44	37	43	
The costs will outweigh the benefits	21	19	33	29	50	31	7	11	11	31	57	17	17	26	22	19	28	
OVER THE MEDIUM/ LONG-TERM																		
The benefits will outweigh the costs	51	51	37	15	31	39	41	39	45	40	22	53	49	35	47	52	41	
The costs and benefits will balance out	42	43	38	63	48	37	52	55	47	42	44	42	45	46	41	40	44	
The costs will outweigh the benefits	7	6	25	22	21	24	7	6	8	18	34	5	6	19	12	8	15	

-  Focus
-  Countries surveyed in 2025
-  Higher values
-  Lower values

The cost-benefit analysis reveals a distinct "short-term pain" mindset. In the short term (1-3 years), the immediate financial challenges are a major concern, particularly in the Netherlands, where half of the population believes the costs will outweigh the benefits, the highest negative figures in the study among Western economies. In Germany and Poland, fewer than one in three respondents share this caution, while the majority (about one in two) believe that costs will balance benefits. However, the outlook shifts over the medium to long term. While Germany and the Netherlands see a rise in optimism, believing benefits will eventually outweigh the costs, Poland remains a significant outlier, demonstrating a neutral approach – expecting that costs and benefits will remain in balance. Even in the

long run, only a small minority of Poles believe the benefits will outweigh the costs, suggesting a deep-rooted scepticism about the economic viability of the transition.

Over the medium/ long-term, the perspective is more positive, particularly in the major economies. China and US display more positive optimism, with more than half of respondents believing that benefits will outweigh costs. Argentina presents an interesting middle ground; while it shares the short-term caution seen in Germany, the country projects a strong recovery in confidence over the long term, with 41% of respondents forecasting more benefits than costs (Table 13).

“Prices of electricity are relatively high because there's a taxation system that exceeds the taxes of our neighbouring countries, which of course negatively influences the business case of energy transition. [...] We have had to scale down our efforts because we look at a five years return rate [...]. The price of electricity negatively influences the business case of all those measures. *In the medium-long term [ed. note.] I'm moderately optimistic, but not very optimistic because of the energy costs in the Netherlands.*”

Academic, Netherlands

Table 14 Attention to the energy transition issue

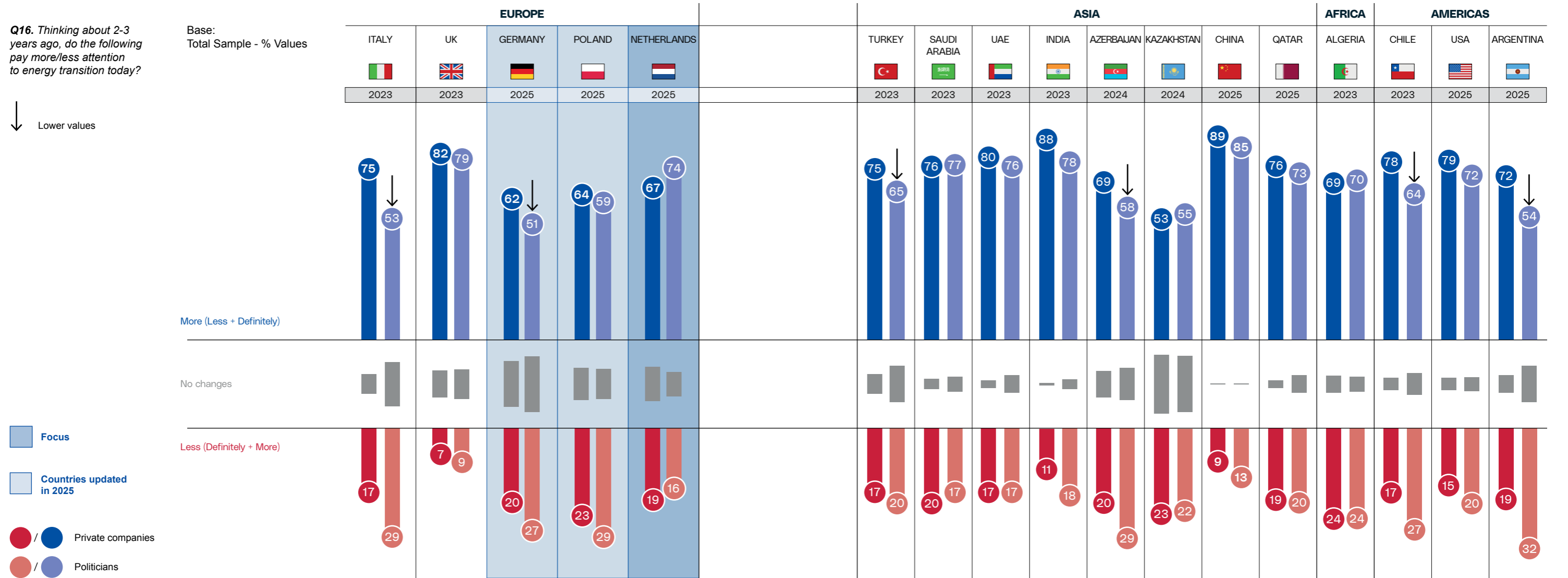


Table 14 provides an overview of how public perception regarding the level of attention paid to the energy transition has evolved over the last few years. In the European landscape of 2025, led by Germany, Poland and the Netherlands, the majority of respondents, especially Dutch respondents, recognise a growing focus on the issue. In Germany, as well as in South American countries (Chile and Argentina), private companies are perceived as taking more positive steps than governments, highlighting a significant difference in the efforts of the corporate and public sectors. In the Netherlands, politicians are viewed as more commit-

ted to the energy transition than private companies. In Poland, about six out of ten respondents recognize a greater commitment from both private companies and politicians, compared with 2 or 3 years ago. This suggests that in these nations, the corporate sector is increasingly seen as the primary engine of progress, stepping in to compensate for perceived governmental inertia. In Germany, Poland, Chile and Argentina, about one in three citizens believe that the politicians pay less attention to the energy transition now compared with 2 or 3 years ago.

“ I think the attention is there, but it becomes a little slower than in the past for several reasons. [...] Several sectors are struggling with their future [...].

Academic, Netherlands


The positive response towards recognising the benefits of the energy transition observed in China, the USA, Qatar, and other advanced economies is mirrored in the perceived increased commitment from both private companies and governments. Unlike the fragmented approach seen in Argentina or Germany, these nations display a more unified front where the high expectations for economic and social gain are matched by a synchronised effort from both the state and the business world, reinforcing a sense of collective momentum (Table 14).

Table 15 Companies' commitment to the energy transition

Q17. Which of the following actions should companies focus on most for energy transition?

Base: Total Sample - % Values

Surveyed in	EUROPE					ASIA										AFRICA	AMERICAS			
	ITALY	UK	GERMANY	POLAND	NETHERLANDS	TURKEY	SAUDI ARABIA	UAE	INDIA	AZERBAIJAN	KAZAKHSTAN	CHINA	QATAR	ALGERIA	CHILE	USA	ARGENTINA			
Adopting new production processes	34	37	38	29	39	33	25	25	39	35	49	45	39	29	38	38	42			
Providing training/education for skills development	28	31	22	23	20	19	29	37	30	39	44	31	38	36	23	24	33			
Innovating products and services in a sustainable way	25	37	37	36	55	35	31	34	38	17	29	46	37	39	37	39	41			
Promoting a cultural shift	25	23	14	17	17	18	15	14	14	15	7	12	15	11	27	23	26			
Implementing new organizational strategies with dedicated roles	23	19	15	21	15	13	21	28	31	15	19	15	19	21	18	20	17			
Defining decarbonization plans	18	15	18	15	20	26	25	20	17	26	9	24	13	21	15	14	9			
Undertaking dedicated outreach activities	15	10	22	19	5	6	25	17	13	23	18	11	15	19	12	7	8			
Reporting on sustainability	14	15	13	22	9	16	21	15	17	12	8	17	17	17	18	19	10			



Overall, Table 15 shows that globally, the most essential actions for companies are adopting new production processes and innovating products and services, a focus particularly mentioned in the Netherlands (55%). These practical steps are widely recognised as the foundation for moving towards sustainable energy. However, a divide exists regarding the role of human capital. In Europe, specifically Germany and the Netherlands,

and the USA, the focus remains strictly on the "hardware" of the transition, prioritising technical upgrades and industrial efficiency while viewing training primarily as a supporting function. In contrast, the emphasis on training and skills development is significantly stronger in the Gulf nations, Azerbaijan and Kazakhstan where upskilling the workforce is valued as a central strategic pillar.

In the chemical industry, it's replacing naptha as both feedstock and energy source. So that's electrification and also the recycling of materials.

Academic, Netherlands

Additionally, the countries in South America consider a change in mindset to be important. In Chile and Argentina, promoting a cultural shift towards sustainability is seen as a crucial step by one in four, suggesting that technical progress must go hand-in-hand with a broader societal transformation.

Table 15.1 Government commitment to the energy transition

Question added in December 2025

Base: Total Sample - % Values

EUROPE

	GERMANY	POLAND	NETHERLANDS
Surveyed in	2025	2025	2025
Enhancing the spread of photovoltaic, wind, and solar plants	32	25	11
Funding new technologies that improve energy efficiency and reduce CO ₂ emissions (for example, in the production of low-emission hydrogen)	30	28	33
Offering subsidies, incentives, or tax reductions for companies and individuals investing in clean energy technologies	25	24	31
Investing in the development of alternative fuels for sustainable mobility (biofuels, liquefied natural gas, hydrogen)	24	22	28
Encouraging collaborations between the government and private entities to promote sustainable energy projects	23	20	25
Supporting the development of the circular economy and the waste recycling system	22	26	17
Investing in educational campaigns to increase public awareness	16	15	17
Building nuclear power plants	13	24	20

Ranked on Germany

Legend: Focus (blue square), Countries surveyed in 2025 (light blue square), Higher values (red horizontal lines), Lower values (red diagonal lines)

The 2025 survey results regarding the priorities for the government and the institutions reveal a shared European consensus on the importance of innovation, yet they highlight distinct national strategies for achieving it (Table 15.1). Across Germany (30%), Poland (28%), and the Netherlands (33%), funding new technologies to improve energy efficiency and reduce emissions stands out as a universal priority. However, beyond this shared technological focus, the specific roadmaps diverge significantly.

“The energy transition really needs stable and long-term policy. That is what the private sector also likes because of the return of investments when longer than 15 years. [...] At the end, companies are there to earn money and if they can't earn money with the energy transition, they will not invest. It's as simple as that.”

Institution, Netherlands

Germany remains heavily focused on infrastructure expansion (32%), with citizens identifying the spread of photovoltaic, wind, and solar plants as the single most critical government action. This suggests that for Germans, the transition is still largely a matter of building physical generation capacity to replace traditional sources.

In contrast, the Dutch public shows remarkably low interest in simply building more solar or wind plants, likely reflecting a sense of infrastructure saturation (11%); instead, they prioritise financial levers (31%), ranking subsidies and incentives for clean energy investments as a top demand alongside the development of alternative fuels for mobility. Poland, meanwhile, introduces a distinct focus on structural diversification and resource management. It records the highest support for building nuclear power plants (24%) and supporting the circular economy (26%), indicating that for Polish citizens, the government's role is to ensure energy security through a varied mix of nuclear and recycling strategies rather than relying solely on renewables.

Table 15.2 Industrial sector excellence to ensure energy transition

Question added in December 2025

Base: Total Sample - % Values

EUROPE

	GERMANY	POLAND	NETHERLANDS
Surveyed in	2025	2025	2025
Energy: production and innovation in the photovoltaic and wind sectors	44	33	42
Engineering and Construction: design of zero-energy impact buildings	37	32	35
Green Chemistry (green chemistry is an approach that aims to minimize the environmental impact of chemical processes and substances produced): advanced solutions for sustainable production	34	35	43
Automotive: development of electric vehicles and sustainable mobility systems	32	19	13
Bioenergy and Sustainable Agriculture: production of biofuels and innovative agricultural practices	28	35	35
Materials Technology: innovations in sustainable materials and recycling technologies	28	30	33
ICT and Digital: technological solutions for efficient energy management	18	29	33
I don't know	10	12	9

Ranked on Germany

Legend: Focus (blue square), Countries surveyed in 2025 (light blue square), Higher values (red horizontal lines), Lower values (red diagonal lines)

The assessment of industrial excellence reveals how each European nation projects its traditional economic strengths onto the energy transition (Table 15.2). Germany remains true to its reputation as an industrial powerhouse, with citizens identifying the energy sector, specifically production and innovation in photovoltaic and wind, as the primary driver of success (44%). This is complemented by a strong reliance on engineering and construction (37%), and notably, Germany is the only nation in this cohort that still places significant faith in the automotive sector, viewing the development of electric vehicles as a key pillar of the transition (32%).

In contrast, the Netherlands and Poland highlight different strategic assets. The Dutch vision is heavily oriented towards advanced processing and innovation, identifying Green Chemistry (43%) and energy (42%) as leading sectors, likely reflecting the strength of its industrial clusters. Furthermore, the Netherlands distinguishes itself with a high regard for the ICT and Digital sector (33%), viewing technological efficiency as crucial. Poland, meanwhile, looks to its land and resources, ranking Green Chemistry

(35%), Bioenergy, and Sustainable Agriculture (35%) as its top capabilities, suggesting that for Polish citizens, the path to a successful transition lies in leveraging the country's agricultural potential alongside industrial adaptation.

“I think for sure that the clean energy companies may be [ed. note.] the energy providers and the chemical industry. To a certain extent also the biofuel industry. And also clean tech manufacturing is really promising and we see a lot of companies in that direction that have really a huge potential.”

Institution, Netherlands

Table 16 Perceived importance of the energy transition areas

Q4. Which of the following aspects do you consider most important for energy transition?
RANKING

Ranked on Italy

Base: Total Sample - % Values	EUROPE					ASIA										AFRICA	AMERICAS		
	ITALY	UK	GERMANY	POLAND	NETHERLANDS	TURKEY	SAUDI ARABIA	UAE	INDIA	AZERBAIJAN	KAZAKHSTAN	CHINA	QATAR	ALGERIA	CHILE	USA	ARGENTINA		
Surveyed in	2023	2023	2025	2025	2025	2023	2023	2023	2023	2024	2024	2025	2025	2023	2023	2025	2025		
ENVIRONMENT	65	69	62	52	65	49	54	60	63	59	59	64	62	65	53	65	58		
ECONOMY	54	56	59	59	55	51	49	49	42	46	51	60	49	50	49	51	51		
TECHNOLOGY	53	61	63	66	69	51	50	48	51	59	61	68	44	57	49	55	45		
REGULATION	37	41	36	32	33	30	34	27	34	28	31	42	35	24	33	34	39		
SOCIETY	35	27	44	39	37	35	33	35	40	48	37	24	32	25	35	37	31		
EDUCATION	28	25	29	37	21	55	51	47	41	38	39	24	51	54	48	31	47		
CULTURE	27	21	10	17	21	29	29	33	30	23	22	19	27	26	34	28	29		

% 1st + 2nd + 3rd positions

- Focus
- Countries surveyed in 2025
- The most mentioned options for each country are highlighted

Table 16 provides a comparative global overview of the strategic pillars supporting the energy transition, emphasizing how nations balance environmental, technological, and economic factors. Technology and the environment emerge as the dominant priorities across Germany, and the Netherlands. Poland shifts the focus: while it identifies technology (66%) as its single most important driver, it places the economy (59%) in second place, prioritizing industrial and financial viability over the immediate environmental focus that characterizes its western neighbors.

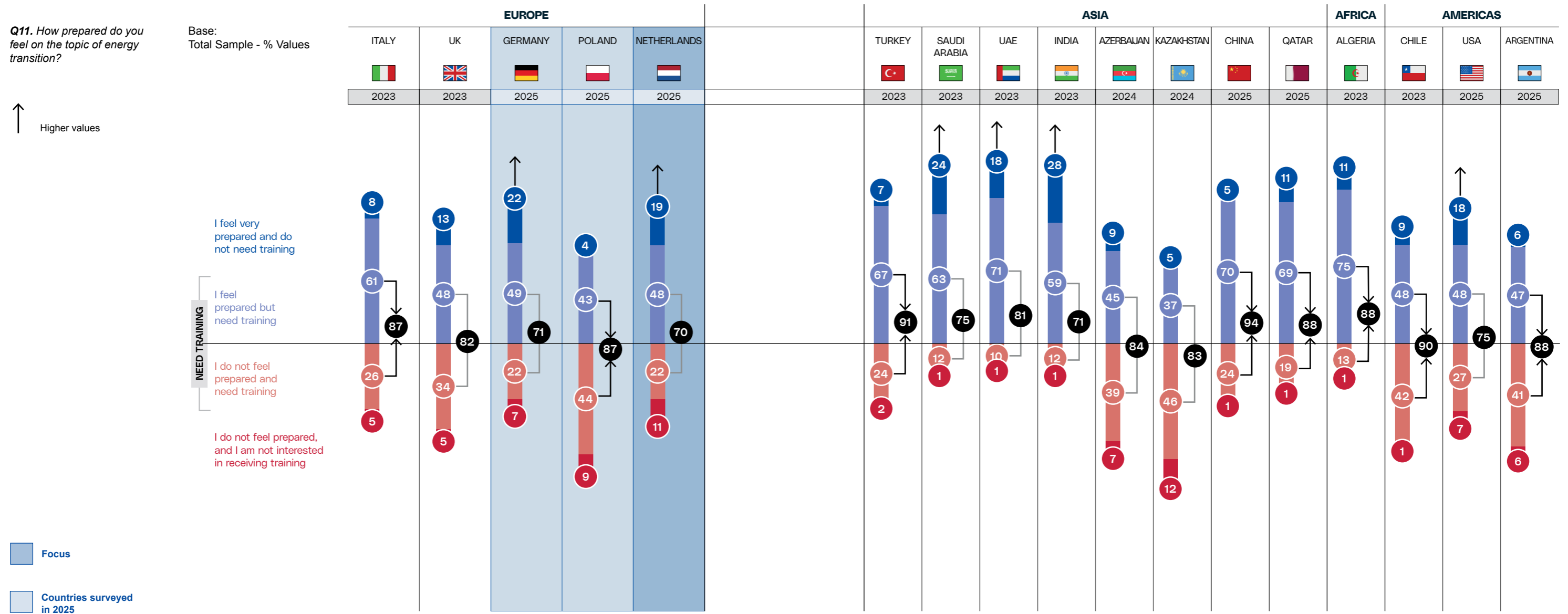
“ Society is important because without taking society with you, without societal support and political support, we will not reach the ambitious goals. [...] But I think it is also important to do something on stimulating technology.

Institution, Netherlands

On the global stage, the most striking divergence concerns the value placed on education, revealing a clear "competence divide" between Western economies and emerging markets. Countries in South America, such as Argentina (47%) and Chile (48%), alongside the Gulf countries and Turkey (55%), prioritize training and education as fundamental pillars, with nearly half or more of respondents considering it a top priority. Conversely, the United States and European nations consistently rank Education near the bottom of their list. This suggests that while emerging economies view the creation of new skills as a prerequisite

for success, Western nations may be underestimating the urgency of training, assuming their workforce is already prepared despite the structural shifts required. Finally, the comparison between the major global economies highlights opposing strategic visions regarding the drivers of the transition. China approaches the process primarily as a technological revolution, ranking technology (68%) as its absolute top priority, followed by environment (64%) and the economy (60%). The United States, however, adopts a more traditional perspective where the environment (65%) is the leading driver.

Table 17 Need for training on the energy transition



The self-assessment of preparedness regarding the energy transition reveals a universal demand for education, yet it exposes a distinct "confidence gap" (Table 17).

In Europe, Germany stands out as the most self-assured country, with nearly a quarter of respondents feeling fully prepared and stating they do not need further training (22%). The Netherlands mirrors this trend, displaying high levels of confidence (19%) that align closely with the United States (18%). However, Poland presents a starkly different scenario, displaying a much higher level of insecurity. Only a tiny minority of Polish respondents feel fully competent (4%), while a substantial portion of the population explicitly admits to feeling unprepared and in urgent need of training (44%), highlighting a significant skills gap compared to its western neighbors.

“ I think in the Netherlands education has permeated so far into society to be active in energy transition. This is true [ed. note] also when you compare it with other countries. We collaborate with Universities in programs in the field of circular economy, but also on sustainability in society. Kids in secondary schools are taken along with projects on energy transition. ”

Academic, Netherlands

A universal consensus on the necessity of education emerges across the board, with most respondents in every country expressing a clear desire for further training. This demand becomes significantly more pronounced in nations where the sense of adequate preparation is most limited. In countries like China (94%), Poland (87%), Chile (90%) and Argentina (88%), where only a small fraction of the population feels fully competent, there is a corresponding surge in the number of citizens explicitly declaring a need for training. This dynamic highlights a critical awareness within these specific markets: as the pressure to transition intensifies, the workforce recognizes a widening skills gap and is actively seeking the educational support required to close it.

Table 18 Importance of developing educational programs on the energy transition

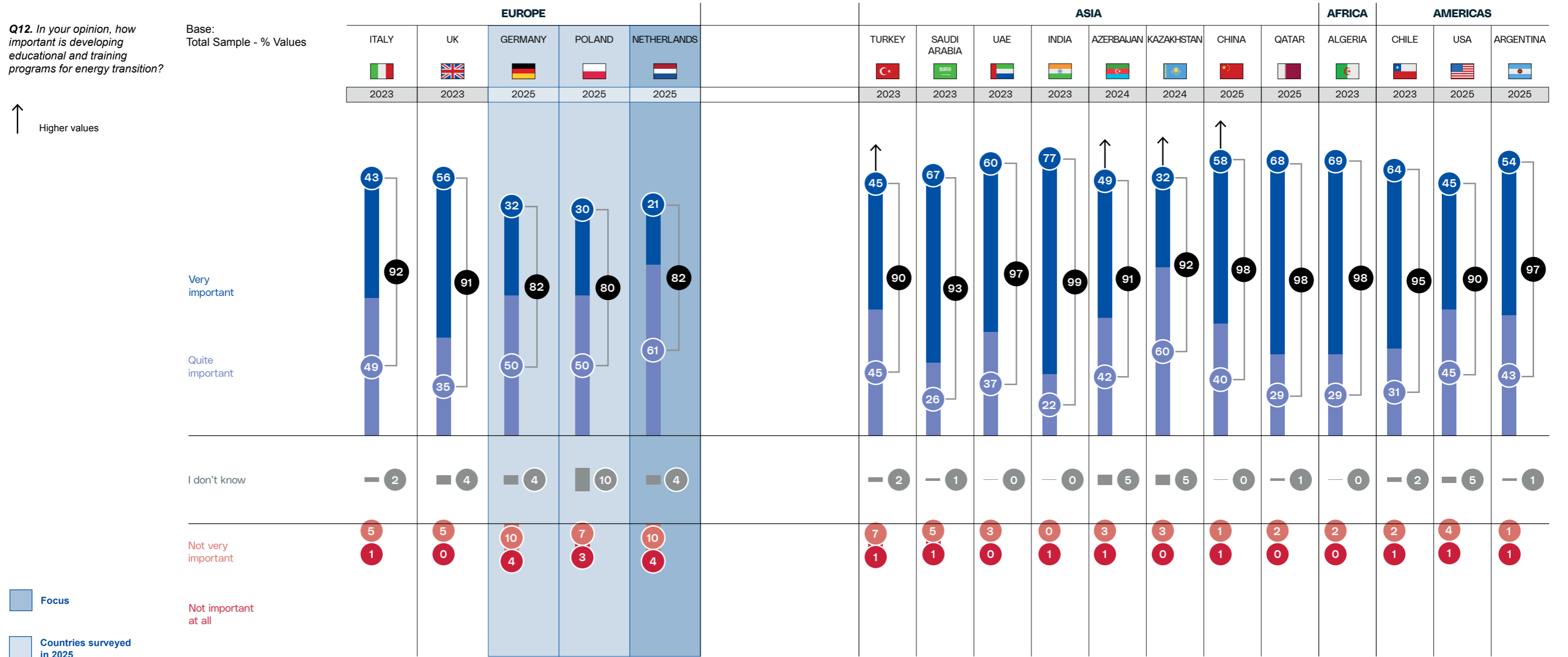


Table 18 confirms that education is considered crucial to support the energy transition process, with a consensus that transcends national borders and economic models. In Europe, specifically Germany, the Netherlands, and Poland, there is a robust agreement on the urgency of this issue, with over 80% of respondents in these nations rating the development of educational programs as important. However, a distinct nuance emerges in the intensity of this sentiment; while around 30% of respondents in Germany and Poland and 21% in the Netherlands classify these programs as "very important," the broad consensus confirms that regardless of the current level of preparedness, European citizens

view the implementation of formal training paths as a critical infrastructure requirement essential for maintaining industrial competitiveness.

“ We need to help politicians to prove to citizens that they have a benefit from the energy transition. [...] People have to notify in their daily budget and their daily life that there should be an advantage to have contracts for sustainable energy over fossil energy.

Institution, Netherlands






















Globally, the intensity of this demand reaches a different level. In countries like China, Chile and Argentina, the percentage of respondents considering these programs "very important" surges significantly higher, approaching more than half of the population. In the USA, 45% believe that educational and training programs are very important. This overwhelming support drives the total approval rates to exceed 90%, reinforcing the global sentiment that the ultimate success of the transition depends entirely on the speed and effectiveness with which the workforce can be upskilled to meet new demands.

Table 18.1 Excellent training paths to enable energy transition process

Question added in December 2025

Q20. In your opinion, which are the excellent training paths in your country that can foster the creation of skills and enable a successful energy transition process?

Ranked on Germany

Base: Total Sample - % Values	EUROPE		
	GERMANY	POLAND	NETHERLANDS
Surveyed in	2025	2025	2025
Energy Engineering (for example, courses in renewable technologies and energy management)	 56	 45	 47
Environmental and Energy Sciences (for example, courses in green chemistry, chemical processes reduce environ. impact)	 53	 36	 45
Environmental Sciences (for example, courses in ecology, conservation, and natural resource management)	 51	 37	 37
Circular Economy and Sustainability (for example, courses to develop sustainable economic models and circular strategies)	 45	 40	 45
Energy Systems Management (for example, courses in management and strategies for sustainable energy)	 43	 36	 35
Materials Technology (for example, courses in innovative and eco-friendly materials)	 38	 32	 29
I don't know	 6	 13	 22

 Focus

 Countries surveyed in 2025

 Higher values

 Lower values

The assessment of excellent training paths reveals a striking consensus across the European nations surveyed in 2025, identifying specialized technical education as the cornerstone of a successful energy transition (Table 18.1).

In Germany (56%), Poland (45%), and the Netherlands (47%), Energy Engineering ranks as the absolute top priority. This unified preference underscores a shared belief that the transition is fundamentally an infrastructural and technological challenge that requires a workforce equipped with hard, specialized engineering skills above all else.

“ *The boost comes [ed. note] mainly from the public education sector. The private education sector is relatively small because we have a very high quality public education system. [...] And in addition, of course, you have the lifelong learning process, where both public and private institutions are involved. [...] Lifelong learning is a mix of public institutions and private partners.*

Academic, Netherlands

Germany displays a deeply scientific approach, placing a massive emphasis on "Environmental and Energy Sciences" (53%) and "Environmental Sciences," (51%) which rank immediately after engineering. The high percentages associated with these choices, combined with a very low "I don't know" rate, suggest that the German population has a clear and confident understanding of the academic paths required, viewing the transition as a complex interplay of engineering and ecology. In contrast, the Netherlands (45%) and Poland (40%) reveal a strong inclination towards systemic sustainability models. In both nations, courses related to "Circular Economy and Sustainability" rise to become a top-tier priority, ranking second in Poland and tying for second place in the Netherlands. This focus aligns with earlier findings where these countries emphasized waste reduction and resource management, indicating that for the Dutch and Polish populations, the ideal training path must go beyond energy production to teach economic models that minimize waste. Notably, the Netherlands records a significantly higher level of uncertainty (22%) regarding these training paths compared to Germany, suggesting that while the Dutch know they need circular strategies, the specific educational routes to achieve them are less clearly defined in the public eye.

Table 19 Reliable sources on the energy transition

P0. Which sources do you consider reliable for information on energy transition?

Base: Total Sample - % Values

Surveyed in	EUROPE					ASIA										AFRICA	AMERICAS		
	ITALY	UK	GERMANY	POLAND	NETHERLANDS	TURKEY	SAUDI ARABIA	UAE	INDIA	AZERBAIJAN	KAZAKHSTAN	CHINA	QATAR	ALGERIA	CHILE	USA	ARGENTINA		
	2023	2023	2025	2025	2025	2023	2023	2023	2023	2024	2024	2025	2025	2023	2023	2025	2025		
Specialised magazines	43	35	54	45	45	19	49	44	55	14	25	53	43	41	44	38	31		
Academic publications/articles	37	51	65	47	61	69	47	44	53	45	57	42	53	48	58	57	48		
TV	35	38	31	26	25	24	47	51	73	48	57	57	63	40	51	46	45		
National newspaper	33	42	30	18	50	20	45	47	73	30	10	40	59	29	37	42	26		
Websites	31	35	18	35	23	36	31	31	59	49	46	47	58	53	43	42	53		
None of these	6	11	13	14	9	3	1	0	1	1	1	0	2	0	0	7	4		



Table 19 reveals that across the diverse landscape of surveyed nations, Academic publications and Television generally emerge as the two most trusted pillars of information regarding the energy transition, though their dominance varies significantly by region.

In the European context, credibility is overwhelmingly linked to scientific rigor and expertise rather than mass media. Germany and the Netherlands stand out for their high trust

in Academic publications and articles, which are cited as the absolute top source by over 60% of respondents. This preference indicates a discerning public that views the energy transition as a complex technical issue requiring verified, high-level data. However, national nuances exist: while Germany pairs this scientific focus with a strong reliance on Specialized magazines (54%), the Netherlands places significant trust in National newspapers (50%). Poland aligns with the German model, prioritizing Academic sources

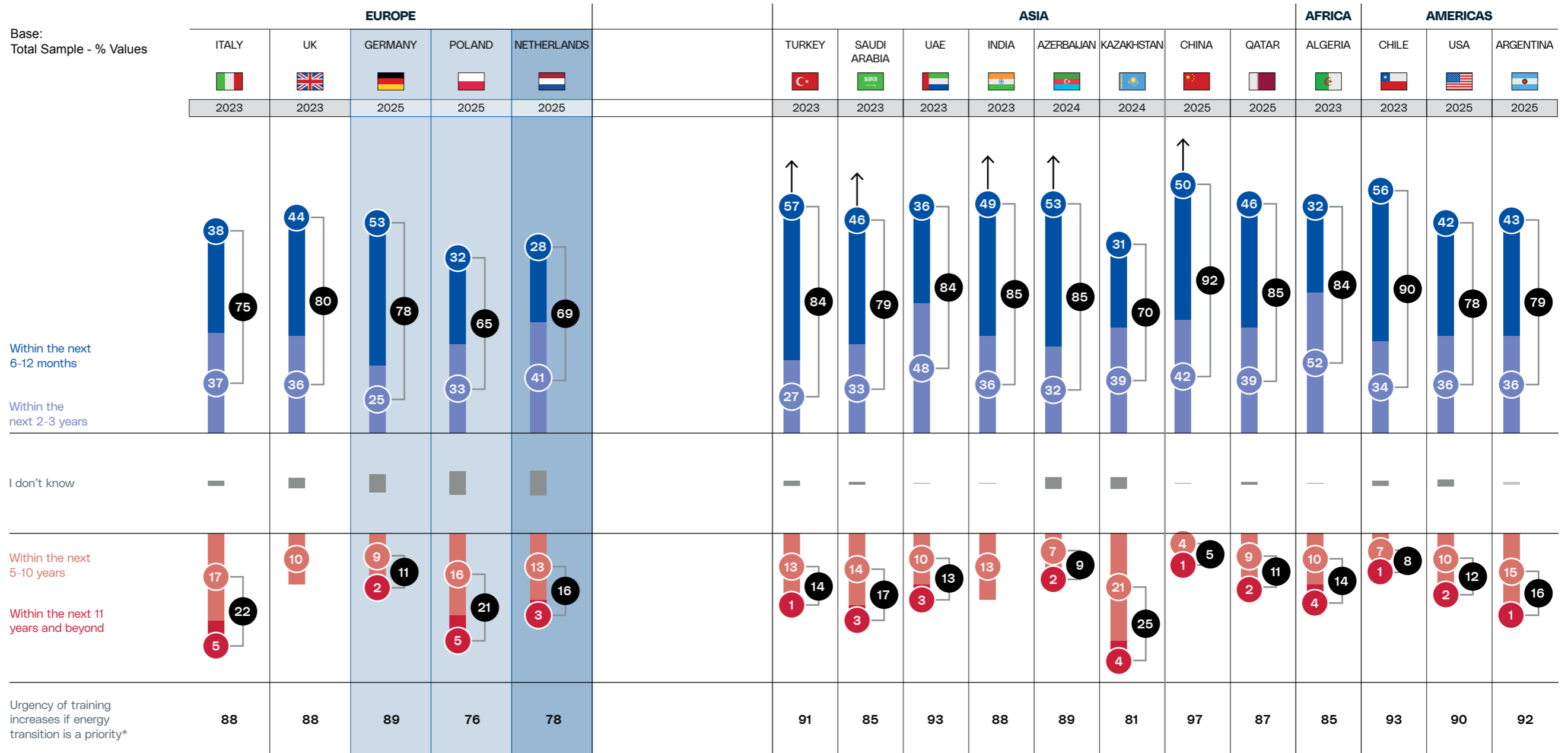
(47%) and Specialized magazines (45%), while showing markedly lower trust in general news outlets.

In the Americas, the United States (42%), Chile (43%) and Argentina (53%), signal a transition to a digital-first information ecosystem; in these nations, websites emerge as one of the most important source of reliable information. In the USA and Chile, this digital preference is underpinned by a strong respect for science, as Academic publications re-

main the first most trusted source (57%, 58% respectively). China, conversely, operates on a completely different model where traditional broadcast media remains dominant; TV is ranked as the most reliable source (57%), along with specialised magazines (53%), reflecting a centralized information environment where official channels retain the highest authority.

Table 20 Timing of training in the energy transition

Q12_1. Considering the current situation in your country, when do you think training for those involved in energy transition should take place?



↑ Higher values

Focus
Countries surveyed in 2025

*Energy Transition is considered a priority in public's opinion

Table 20 reveals a growing sense of uncertainty and a distinct shift in temporal expectations regarding the training of future energy transition professionals. Unlike the immediate urgency observed in other regions, the European outlook appears more cautious and less defined. In the Netherlands, about one in three respondents believe that training initiatives should be implemented within the short term (the next 6-12 months), and 41% favor a 2-3 year timeline, suggesting that the transition is perceived not as an emergency

sprint, but as a structural evolution that requires time to be properly integrated.

“ [...] we need a long-term vision on funding for education and more focus on directing education into those fields with high societal demand. Institution, Netherlands

Germany stands out with a massive consensus, where nearly 50% of respondents expect training to be implemented within a year, signaling a refusal to delay the development of necessary competencies. Poland shows a more fragmented view, with one in three citizens emphasizing the urgency of training, another one in three preferring to postpone it to the next 2 or 3 years, and 21% preferring to defer the training to a longer period, to the next 5 years or more.




However, a significantly higher level of perceived urgency drives the agenda in other key markets, contrasting with the more gradual European average. This pressure is equally palpable in China, which records one of the highest demands for immediate action. The United States joins this group of nations pushing for speed; particularly when the transition is recognized as a priority, the demand for rapid upskilling intensifies, distinguishing these industrial giants from the more cautious approach observed in Poland or the Netherlands.

Table 21 Competence requirements for the energy transition

Q8_1. In your opinion, when it comes to training those involved in energy transition...

Base: Total Sample - % Values

	EUROPE					ASIA								AFRICA	AMERICAS		
	ITALY	UK	GERMANY	POLAND	NETHERLANDS	TURKEY	SAUDI ARABIA	UAE	INDIA	AZERBAIJAN	KAZAKHSTAN	CHINA	QATAR	ALGERIA	CHILE	USA	ARGENTINA
Surveyed in	2023	2023	2025	2025	2025	2023	2023	2023	2023	2024	2024	2025	2025	2023	2023	2025	2025
Technical knowledge is more important than personal skills and qualities	37	28	17	17	21	37	45	48	51	31	23	17	35	25	32	29	33
Technical knowledge and personal skills are equally important	61	69	83	79	75	60	51	49	48	61	75	83	63	73	67	69	63
Technical knowledge is less important than personal skills	2	3	0	4	4	3	4	3	1	8	2	0	3	2	1	3	3
MOST REQUIRED Technical Knowledge	Impact on the region	Environmental impact	Renewable energy sources	Environmental impact	Renewable energy sources	Renewable energy sources	Renewable energy sources	Environmental impact	Recycling/circular economy	Environmental impact	Environmental impact	Renewable raw materials and recycled materials	Renewable raw materials and recycled materials	Renewable energy sources	Impact on the region	Renewable raw materials and recycled materials	Renewable energy sources
MOST REQUIRED Personal skill	Problem-solving Multidisciplinary approach	Critical thinking Creativity	Problem-solving	Critical thinking	Critical thinking Creativity	Problem-solving	Problem-solving Creativity	Creativity	Creativity	Problem-solving	Critical thinking	Creativity	Creativity	Creativity	Problem-solving	Problem-solving	Problem-solving Multidisciplinary approach

 Focus
 Countries surveyed in 2025
 The most mentioned options for each country are highlighted

The 2025 data confirms and consolidates the trends observed in previous waves of the study, establishing a global consensus on the professional profile required for the energy transition. The view of the transition as a purely engineering challenge has been superseded by a holistic model that places equal weight on technical knowledge and personal skills. This "hybrid" approach finds its strongest validation in Germany, where the 83% of respondents assert that soft skills are just as crucial as technical expertise. Poland (79%) and the Netherlands (75%) closely follow this trend,

reinforcing the consensus that in these mature economies, the transition is understood as a complex systemic challenge requiring adaptability and critical thinking alongside engineering know-how.

I noticed that many companies have difficulties to recruit people with those skills. When I speak to companies, they have problems recruiting people on the vocational education level.

Institution, Netherlands

While the hybrid model remains the dominant view, a distinct "technical pragmatism" persists, particularly in the Gulf and South Asian markets. Saudi Arabia (45%), the UAE (48%), and India (51%) stand out with the highest levels of respondents prioritizing technical knowledge over personal skills. This indicates that in these rapidly developing energy economies, the immediate pressure to build infrastructure and deploy complex technologies sustains a strong demand for purely functional, output-oriented expertise, partially overshadowing the focus on soft skills observed elsewhere.

Table 22 Soft skills for the energy transition

Q9_1. What are the most important personal skills for those involved in energy transition?

Ranked on Italy

Base: Total Sample - % Values

Surveyed in	EUROPE					ASIA								AFRICA	AMERICAS		
	ITALY	UK	GERMANY	POLAND	NETHERLANDS	TURKEY	SAUDI ARABIA	UAE	INDIA	AZERBAIJAN	KAZAKHSTAN	CHINA	QATAR	ALGERIA	CHILE	USA	ARGENTINA
	2023	2023	2025	2025	2025	2023	2023	2023	2023	2024	2024	2025	2025	2023	2023	2025	2025
Problem-solving skills	46	43	61	40	56	59	47	38	37	62	58	52	45	48	50	55	45
A multidisciplinary approach	45	33	43	40	49	34	30	27	32	33	34	49	35	31	43	33	46
Critical thinking and analytical skills	43	52	53	49	57	34	25	38	38	29	68	30	41	27	31	43	39
Creativity and innovation	37	51	33	42	42	47	48	63	43	42	30	60	50	69	45	42	44
Flexibility and adaptability	33	38	29	36	33	23	40	36	39	38	33	34	35	39	35	44	27
Teamwork skills	27	30	30	30	21	50	37	34	36	45	37	34	37	49	38	28	40
Emotional intelligence	25	15	21	22	12	15	17	17	26	19	9	9	13	5	24	19	19
Communication and networking skills	23	28	17	24	23	25	29	33	32	22	22	24	28	19	25	27	29
Fluency in the English language	20	10	15	18	7	13	27	13	20	11	9	10	15	13	9	10	11

% 1st+2nd+3rd positions - Positioning 1st

Focus

Countries surveyed in 2025

The most/least mentioned options for each country are highlighted

The analysis of soft skills for the energy transition highlights the absolute dominance of high-level cognitive abilities, with problem-solving, critical thinking, and creativity emerging as the undisputed pillars of the future workforce (Table 22). Problem-solving stands out as the primary requirement in the most industrially advanced economies; Germany and the Netherlands lead this trend with striking intensity (61% and 56% respectively), viewing the transition as a complex engineering puzzle that demands efficient resolution. This focus on operational execution extends firmly to the Americas, where Chile (50%), the United States (55%), and Argentina (45%) also rank problem-solving as a top priority.

“We have a very broad education system, and we tend to say we need a basic knowledge in almost any discipline. But I think there is nothing wrong in choosing a bit more in which directions of education you do something extra because society demands it.”

Institution, Netherlands

Critical thinking emerges as a specific priority in Poland (49%) and remains very high in Germany (53%), and especially in the Netherlands (57%), indicating the ability to rigorously analyze data and assess complex scenarios is valued just as highly as the ability to solve them.

Meanwhile, creativity and innovation emerge as the decisive factors in the Asian and Gulf markets; China (60%) and the UAE (63%) leads this trend, followed by Qatar (50%), suggesting that these regions are looking beyond mere execution and are seeking visionary thinking to reinvent existing systems and drive the transition forward.

Table 23 Technical knowledge requirements for the energy transition

Q8_2. What are main technical knowledge requirements for those involved in energy transition?

Ranked on Italy

Base: Total Sample - % Values	EUROPE					ASIA										AFRICA	AMERICAS		
	ITALY	UK	GERMANY	POLAND	NETHERLANDS	TURKEY	SAUDI ARABIA	UAE	INDIA	AZERBAIJAN	KAZAKHSTAN	CHINA	QATAR	ALGERIA	CHILE	USA	ARGENTINA		
Surveyed in	2023	2023	2025	2025	2025	2023	2023	2023	2023	2024	2024	2025	2025	2023	2023	2025	2025		
Analyse and assess the impact on the region	42	27	29	28	19	35	27	29	27	28	39	29	32	32	39	32	32		
Understanding environmental issues and analyse and assess their environmental impact	37	46	41	44	40	33	29	41	33	53	44	31	41	45	36	41	34		
Knowledge of various renewable energy sources	37	41	46	33	47	39	39	39	37	37	27	34	39	47	35	39	43		
Knowledge of alternative renewable raw materials and recycled materials to substitute traditional materials	36	38	30	38	47	35	33	29	36	35	27	42	43	44	37	42	37		
Knowledge of regulatory frameworks	31	19	24	21	24	21	23	11	25	20	26	16	17	8	25	22	20		
Knowledge of sustainability issues, ESG principles, and sustainable design criteria	30	31	19	27	27	27	35	33	33	18	34	37	24	32	26	32	31		
Knowledge of techn. issues related to recycling and circular economy	23	33	32	35	37	27	33	30	40	39	36	35	31	25	26	28	27		
Manage the economic sustainability of projects	22	27	32	23	21	24	31	33	23	24	25	26	24	26	25	22	29		
Manage economic resources in a fair and inclusive manner	22	16	25	24	18	31	28	35	25	29	23	22	28	27	25	24	25		
Sensitivity to social issues and the ability to analyse and assess their impact on society	21	22	25	30	21	27	22	19	25	18	19	30	22	13	27	18	22		

% 1st+2nd+3rd positions -

Positioning 1st

Focus

Countries surveyed in 2025

The most/least mentioned options for each country are highlighted

The assessment of technical knowledge requirements reveals a global consensus centered on three fundamental pillars: the mastery of renewable energy sources, the management of sustainable materials, and the ability to assess environmental impact (Table 23). However, the hierarchy of these skills varies significantly, reflecting the specific industrial challenges of each nation. In Europe, Germany and the Netherlands champion a "production-first" mindset, where knowledge of various renew-

able energy sources is the primary requirement (46% and 47% respectively). Yet, the Netherlands distinguishes itself by placing an equal and massive emphasis on knowledge of renewable raw materials and recycled materials (47%), aligning with the United States (42%), Qatar (43%), and China (42%) in viewing the transition as a materials science challenge as much as an energy generation one.

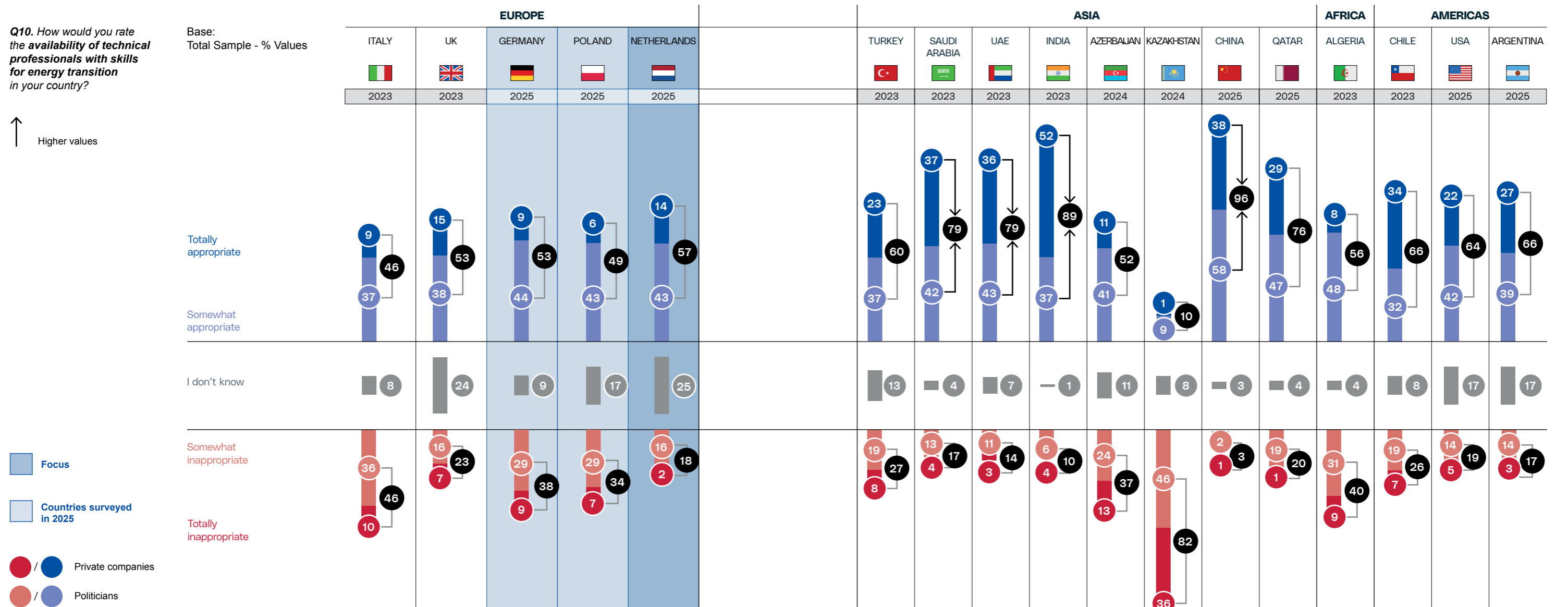
I think more and more we have a concern on vocationally educated people who actually do the technical applications at home in society of applying sustainable technologies.

Institution, Netherlands

Poland stands out with a profound focus on consequences rather than just inputs, prioritizing environmental assessment over energy sources (44%).

Argentina aligns with the German model, ranking knowledge of renewable energy sources as its top priority (43%), confirming that for these nations, the immediate technical hurdle remains the deployment and management of clean energy infrastructure.

Table 24 Availability of the energy transition professionals



The assessment of the labor market highlights that Western economies and the American countries are facing significant difficulties in evaluating the availability of necessary competencies (Table 24).

The assessment of the labor market reveals a recurring scenario across all European nations, the United States, and South America, where a significant difficulty in evaluating the availability of necessary skills emerges. In Germany, the Netherlands, Poland, as well as in the USA and Argentina, the situation is strikingly similar: the perception of the workforce is critically fragmented, with the population effectively split between those who see adequacy

and those who perceive a shortage or don't know. This widespread uncertainty confirms a shared struggle to identify and secure the specialized professionals required for the energy transition across the entire Western world and South America.

“ Well, we currently see a stress on the labour market. So, specifically in the field of technical professions, there's a lack of skilled workforce.

Academic, Netherlands

Analyzing more in depth the EU countries, about one in two respondents evaluate positively the availability of technical professionals, especially in the Netherlands. On the opposite side, there are more than one in three respondents in both Germany and Poland who view availability of human capital as inadequate. Notably, in the Netherlands, one in four respondents cannot assess the availability of technical professionals in their country.

In stark contrast, the emerging economic of Asia and the Gulf operate with a profound sense of confidence regarding their human capital. India (52%), Saudi Arabia (37%), and the UAE (36%) record positive ratings, with near-total consensus that

their nations possess a “totally appropriate” supply of technical professionals. China (38%) and Qatar (29%) reinforce this regional optimism, reporting strong majorities who feel equipped for the shift, though they do not reach the near-unanimous levels seen in India (52%). However, this confidence is not uniform across the entire continent; nations like Kazakhstan (1%), Azerbaijan (11%), and Turkey (23%) face greater challenges, aligning more closely with the concerns found in the West. Nevertheless, a “two-speed” global landscape remains evident: while the West grapples with a perceived competence deficit that necessitates urgent training, the major Asian and Gulf markets feel equipped with a ready-to-deploy workforce capable of executing their ambitious energy goals.

3 METHODOLOGICAL NOTE

3.1 Questionnaire structure and flow

This report presents the key findings from the fourth wave of the Maire Foundation's global research, "Climate Goals: Winning the Challenge through the Creation of Competences Worldwide," with a specific focus on the European landscape as represented by Germany, Poland, and the Netherlands.

Across these three nations, the data reveal a shift in public sentiment compared to previous studies, namely, a generalized lower level of interest in the energy transition along with an overall positive perception of the transition itself. This trend suggests that the current global uncertainty, marked by economic instability and geopolitical tensions, is causing the climate agenda to compete with more immediate domestic priorities, and sometimes loses ground to them. However, despite this cooling of public enthusiasm, it is crucial not to overlook the study's fundamental insight regarding the path forward. The data confirm that while the emotional momentum may have slowed, the structural necessity of the transition remains undeniable. The "competence gap" persists as

the central challenge, and the demand for specialized training and education continues to be a critical priority. Therefore, even in this period of uncertainty, the creation of technical and soft skills remains the essential lever to reignite progress and ensure that the energy transition evolves from a debated concept into a successful industrial reality.

The surveys for the informed population* were self-completed through the IPSOS online panel (Computer Assisted Web Interviews), while the opinion leader interviews were conducted via phone or web call, based on a discussion guide. For more information, please refer to the methodological note at the end of the report. The IPSOS research team was led by Nando Pagnoncelli, President of IPSOS Italy, and included Andrea Alemanno, Head of Corporate Reputation and Public Affairs, Ilaria Ugenti, Corporate Reputation Leader, and Paola Simonetta, Senior Researcher. The survey was conducted from November 2025 to March 2026.

* Population with a high level of education, employed, concerned and engaged for environment

3.2 Sample and methodology November 2025: target population

During wave 4, a total of 550 interviews were conducted across 3 countries: Germany, Poland and Netherlands.

The target population was chosen based on socio-demographic characteristics, with a focus on those employed and having a high level of education. In addition, attitudinal characteristics were also considered. The aim is to identify individuals who were the most active and aware of environmental sustainability issues. This was done through profiling

questions related to sustainability clusters (see the following paragraph). The sampling was carried out based on quotas for gender, age groups, geographical macro-areas, education levels, and employment status. The interviews were conducted using the online CAWI (Computer Assisted Web Interviewing) methodology via Ipsos' proprietary panel, IIS (Ipsos Interactive Services). The average length of an interview was approximately 15 minutes. The interviews were conducted in November 2025 (see Table 1).

Table 1 Population target, sample, methodology and period of fieldwork November 2025

TARGET INFORMED POPULATION	METHODOLOGY	NUMBER OF INTERVIEWS	PERIOD OF FIELDWORK
Population with a high level of education, employed, concerned and engaged for environment*	Online quantitative survey (CAWI)	3 countries, 550 interviews GERMANY POLAND NETHERLANDS	20-28 November 2025

* People who feel the urgency to combat climate change and have already adopted virtuous behaviours (IPSOS cluster)

3.3 Sample and methodology November 2025 – March 2026: target opinion leaders

Alongside the quantitative phase (involving 550 interviews with a highly educated population), 6 individual interviews were conducted in Germany, Poland and Netherlands with Key Opinion Leaders among sustainability and energy transition experts, selected from different targets: academics, in-

stitutions, and top managers of private companies. The interviews were conducted via telephone and the online platform Teams by qualified psychologists. The average duration of the interviews was approximately 60 minutes, and they took place in November 2025 and March 2026 (see Table 3).

Table 3 KOL target, sample, methodology and period of fieldwork November 2025 – March 2026

TARGET KOL	METHODOLOGY	NUMBER OF INTERVIEWS	PERIOD OF FIELDWORK
Private companies specialized on topics related to energy transition and Institutions	Telephone qualitative interviews (CATI)	3 countries 6 in depth interviews GERMANY POLAND NETHERLANDS	November 2025 - March 2026

3.4 Sample and methodology 2023 – 2026

	EUROPE					ASIA									AFRICA	AMERICAS		
	ITALY	UK	GERMANY	POLAND	NETHERLANDS	TURKEY	SAUDI ARABIA	UAE		INDIA	AZERBAIJAN	KAZAKHSTAN	CHINA	QATAR	ALGERIA	CHILE	USA	ARGENTINA
Surveyed in	2023	2023	2025	2025	2025	2023	2023	2023		2023	2024	2024	2025	2025	2023	2023	2025	2025
Cases	150	150	200	200	150	150	150			200	150	150	200	150	200	150	200	150

TARGET INFORMED POPULATION	METHODOLOGY		NUMBER OF INTERVIEWS	PERIOD OF FIELDWORK
Population with a high level of education, employed, concerned and engaged for environment*	Online quantitative survey (CAWI)		<p>17 countries, 2.850 interviews</p>	<p>WAVE 1: 22 September – 9 October 2023</p> <p>WAVE 2: 15 - 31 July 2024</p> <p>WAVE 3: 7 - 20 May 2025</p> <p>WAVE 4: 20 - 28 November 2025</p>

TARGET KOL	METHODOLOGY		NUMBER OF INTERVIEWS	PERIOD OF FIELDWORK
Private companies specialized on topics related to energy transition and Institutions	Telephone qualitative interviews (CATI)		<p>15 countries, 25 in-depth interviews</p>	<p>WAVE 1: 9 October – 10 November 2023</p> <p>WAVE 2: September 2024</p> <p>WAVE 3: May-September 2025</p> <p>WAVE 4: November 2025 - March 2026</p>

* People who feel the urgency to combat climate change and have already adopted virtuous behaviours (IPSOS cluster)

4 CLOSING REMARKS

Fondazione MAIRE – ETS will increase the perimeter and view of the research every year, including in the panel new countries in different continents. Countries are being monitored with sample-proof surveys, to observe and measure the change in attitudes and opinions over time.

Year by year we will extend our global reach and the comparison among countries and geographical areas.

This effort will bring consistency to the commitment of Fondazione MAIRE – ETS in promoting initiatives to support the creation of skills and competence in the energy transition worldwide. As suggested by SDG17, these will be promoted both directly and through partnerships with universities, schools, institutions and specialized NGOs.

We believe that a stronger effort needs to be made at an international level to promote new courses on these themes in schools and universities, to increase opportunities for scholarships for students, to develop initiatives that involve younger students on this topic starting from high schools, and strive to attract more and more women into the energy sector.

Fondazione MAIRE – ETS is supporting several projects in the area of education, including a particular focus on educational poverty and gender inclusion.

We can help the countries where we operate to train and build those skills that the countries themselves are requiring, such as problem solving and creative thinking. We can solve prob-

lems that have not yet been solved; to create economically feasible engineering solutions to environmental issues; to anticipate issues that are not yet so clear; we can deal with complexity, are all aspects that we can help develop, in partnership with universities and through cooperation with local energy and chemical companies.

New professional profiles - such as hydrogen industries architect and production engineers, material recycling and circular economy engineers, carbon capture and utilization engineers, data analyst and financial modeling engineers, regulatory and international sustainability engineers - are required by the market to help energy transition develop. Competences and skills that make it possible to “engineer ideas” for a sustainable future are what we at Fondazione MAIRE – ETS and MAIRE Group are advocating and helping to create.

The view deriving from this research will also support the MAIRE Group’s worldwide commitment to raise awareness and promote the diffusion of sustainable technology solutions for decarbonization and circularity, increasing the penetration of enabling technologies for the manufacture of low carbon and circular products in the sectors of agriculture, mobility and plastics, in an increasing number of geographies.

Helping the growth of a skilled portion of industry and society on the themes related to the energy transition and promoting the growth of the number, scale and effectiveness of enabling technologies available for the reduction of GHG emissions and mitigation of climate change and for the switch from a linear to a circular economy: this is what the Fondazione MAIRE – ETS, together with the MAIRE Group believe being a concrete way to give a solid contribution to this enormous challenge.

Let’s make climate goals happen!



Fondazione MAIRE is the corporate foundation of MAIRE Group. Established in 2021 as a non-profit organization, it was registered within RUNTS in 2024, acquiring the additional qualification of “Ente del Terzo Settore”. The Fondazione MAIRE – ETS has defined as its own mission to foster the training of tomorrow’s “*humanist engineers*”, individuals capable of contributing to the evolution of humanity by providing economically sustainable technological solutions of excellence and able to interpret social, ethical, and environmental needs in the era of energy transition. The Foundation carries out projects to combat educational poverty, to ensure equal access to education opportunities, with particular attention to contexts of social marginalization and female inclusion in STEM sectors. It promotes awareness of issues related to sustainability, including through the promotion of studies and research. The Foundation manages the MAIRE Group’s historical archives, a valuable documentary heritage of Italian engineering and architecture projects, ensuring their preservation and promoting their awareness and use by an increasingly wider audience.

For further information: www.fondazionemaire.com



MAIRE is a leading technology and engineering group focused on advancing the energy transition. Thanks to its extensive know-how in technologies, the Group implements solutions giving new life to waste and developing new processes from non-fossil feedstocks. In particular, *NEXTCHEM* has adopted a new organization featuring three business lines, designed to address energy transition challenges: *Sustainable Fertilizers* leverages global leadership in urea technologies to advance nitrogen-based solutions; *Low Carbon Energy Vectors* builds on *NEXTCHEM*’s expertise in hydrogen production and sulfur recovery, focusing on developing technologies to produce low-emissions clean fuels and chemicals; *Circular Solutions* focuses on advancing circularity by providing technological solutions transforming waste into valuable chemical resources. The *IE&C* business unit, led by *TECNIMONT*, provides cutting-edge solutions for complex natural resource processing plants, from the early stages of project development to Engineering, Procurement and Construction, leveraging the business synergies of Group companies and the know-how of its engineering centers in Milan, Rome, Sittard (Netherlands), Houston (USA), Mumbai (India) and Braunschweig (Germany).

With operations across 50 countries, MAIRE employs nearly 10,800 people involved in its projects worldwide. MAIRE is listed on the Milan Stock Exchange (ticker “MAIRE”).

For further information: www.groupmaire.com



Discover more about *Climate goals* researches

Climate goals: Winning the challenge of climate goals through the creation of skills and competences worldwide

This is our multi-year research project, which every year investigates new countries around the world in order to examine the global scenario regarding the perception of the importance of implementing the energy transition and the training of new professional skills.

In 2023, 10 countries were surveyed: Italy, United Kingdom, Turkey, Saudi Arabia, United Arab Emirates, China, India, Algeria, United States and Chile;

in 2024, we added Azerbaijan and Kazakhstan;

in 2025, we added Argentina and Qatar, and we updated the data for China and USA;

in 2026, we added a European focus, which includes Germany, the Netherlands and Poland.

Globally, we are investigating 17 countries on 4 continents with more than 2,850 individual interviews.

To browse all the papers and read our insights, visit the studies page of the Foundation’s website:





This Report was edited by Fondazione MAIRE - ETS in April 2026 in Italy.

Special thanks to Ipsos, MAIRE and all those who contributed to the realization of this report.

Graphic design

Visualmade srl

Print

Tiburtini srl

Fondazione MAIRE – Ente del Terzo Settore

Headquarters: Piazzale Flaminio 9, 00196, Rome – Italy

T +39 06 4122 35300

Tax Code 96477180580

E-mail

secretary@fondazionemaire.com